

ALL PATIO *and* SCREEN DOOR PARTS


FREE ONLINE PARTS ID HELP


Veteran Owned and Operated

AllWindowDoorPartsGroup

Info@AllWindowDoorParts.com

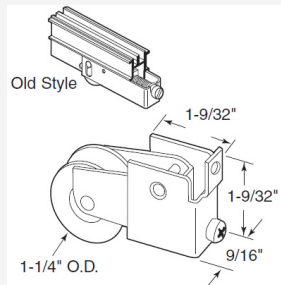
PayPal





SKU: D-PIEL

Single 1-1/4 inch Steel Ball Bearing Roller, "F" Tab Style, Adjustable, 1 Pack



Roller Material: Steel - Ball Bearing

Housing Width: 9/16"


Roller Width: 5/16"

Roller Edge Type: Concave

Housing Style: E-Tab

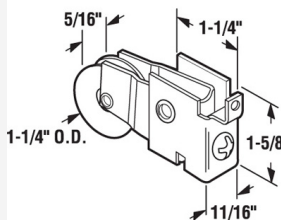
Housing Length: 1-1/4"

Overall Housing Width: N/A



SKU: D-PIPE

Single 1-1/4 inch Nylon Ball Bearing Roller, "F" Tab Style, Adjustable, 1 Pack



Roller Material: Plastic Ball Bearing

Housing Width: 11/16"

Roller Width: 5/16"


Roller Edge Type: Concave

Housing Length: 1-1/4"

Housing Height: 1-5/8"

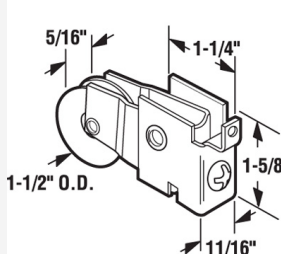
Overall Housing Width: 23/32" at Axle

Mounting Tab Type: F-Tab



SKU: D-PIPP

Single 1-1/2 inch Nylon Ball Bearing Roller, "F" Tab Style, Adjustable, 1 Pack



Roller Material: Plastic Ball Bearing

Housing Width: 11/16"

Roller Width: 5/16"

Roller Edge Type: Concave

Housing Length: 1-1/4"

Housing Height: 1-5/8"

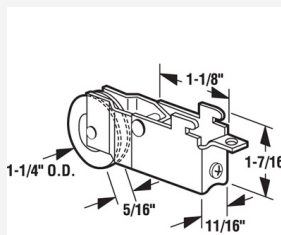
Overall Housing Width: 23/32" at Axle

Mounting Tab Type: F-Tab



SKU: D-PIPR

Single 1-1/4 inch Nylon Ball Bearing Roller, "B" Tab Style, Adjustable, 1 Pack



Roller Material: Plastic Ball Bearing

Housing Width: 11/16"

Roller Width: 5/16"

Roller Edge Type: Concave

Housing Length: 1-1/4"

Housing Height: 1-7/16"

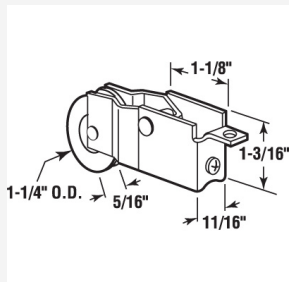
Overall Housing Width: N/A

Mounting Tab Type: B-Tab




SKU: D-PIPO

Single 1-1/4 inch Nylon Ball Bearing Roller, "B" Tab Style, Adjustable, 1 Pack

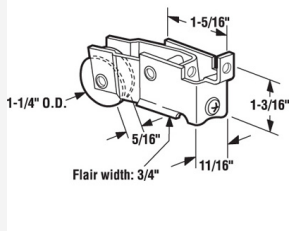


Roller Material:	Plastic Ball Bearing
Housing Width:	11/16"
Roller Width:	5/16"
Roller Edge Type:	Concave
Housing Length:	1-1/8"
Housing Height:	1-3/16"
Overall Housing Width:	13/16"
Mounting Tab Type:	B-Tab




SKU: D-PIPF

Single 1-1/4 inch Steel Ball Bearing Roller, "F" Tab Style, Adjustable, 1 Pack

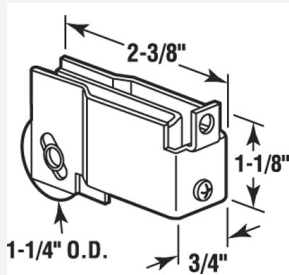


Roller Material:	Steel - Ball Bearing
Housing Width:	11/16"
Roller Width:	5/16"
Roller Edge Type:	Concave
Housing Length:	1-5/16"
Housing Height:	1-3/16"
Overall Housing Width:	3/4" at Flare
Mounting Tab Type:	F-Tab



SKU: D-PIPI

Single 1-1/4 inch Steel Ball Bearing Roller, "F" Tab Style, Adjustable, 1 Pack

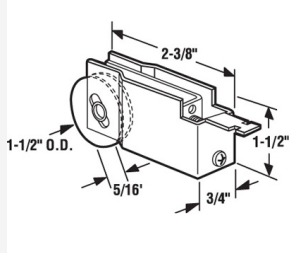


Roller Material:	Steel - Ball Bearing
Housing Width:	3/4"
Roller Width:	5/16"
Roller Edge Type:	Concave
Housing Length:	2-3/8"
Housing Height:	1-1/8"
Overall Housing Width:	N/A
Mounting Tab Type:	F-Tab



SKU: D-PIPT

Single 1-1/2 inch Nylon Ball Bearing Roller, "K" Tab Style, Adjustable, 1 Pack

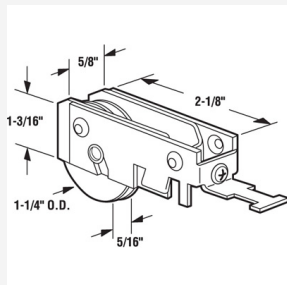


Roller Material:	Plastic Ball Bearing
Housing Width:	3/4"
Roller Width:	5/16"
Roller Edge Type:	Concave
Housing Length:	2-3/8"
Housing Height:	1-1/2"
Overall Housing Width:	N/A
Mounting Tab Type:	K-Tab



SKU: D-PIPB

Single 1-1/4 inch Steel Ball Bearing Roller, "K" Tab Style, Adjustable, 1 Pack

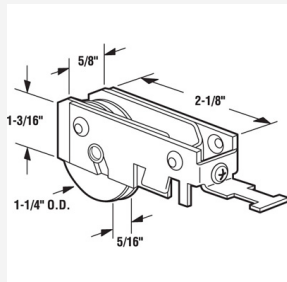


Roller Material:	Steel - Ball Bearing
Housing Width:	5/8"
Roller Width:	5/16"
Roller Edge Type:	Concave
Housing Length:	2-1/8"
Housing Height:	1-3/16"
Overall Housing Width:	3/4" at Dimples
Mounting Tab Type:	K-Tab



SKU: D-PIPB-SS

Single 1-1/4 inch Stainless Steel Roller Assembly, "K" Tab Style, Adjustable, 1 Pack

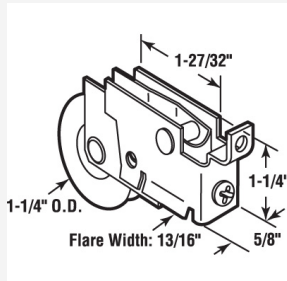


Roller Material:	S.Steel Ball Bearing
Housing Width:	5/8"
Roller Width:	5/16"
Roller Edge Type:	Concave
Housing Length:	2-1/8"
Housing Height:	1-3/16"
Overall Housing Width:	3/4" at Dimples
Housing Style:	K-Tab



SKU: D-PIPL

Single 1-1/4 inch Steel Ball Bearing Roller, "F" Tab Style, Adjustable, 1 Pack

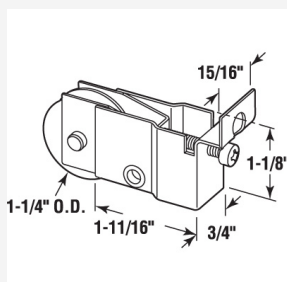


Roller Material:	Steel - Ball Bearing
Housing Width:	5/8"
Roller Width:	5/16"
Roller Edge Type:	Concave
Housing Length:	1-27/32"
Housing Height:	1-1/4"
Overall Housing Width:	11/16" at Flare
Mounting Tab Type:	F-Tab




SKU: D-PIRE

Single 1-1/4 inch Nylon Ball Bearing Roller, "F" Tab Style, Adjustable, 1 Pack

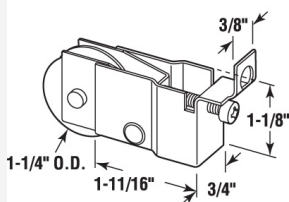


Roller Material:	Plastic Ball Bearing
Housing Width:	3/4"
Roller Width:	5/16"
Roller Edge Type:	Concave
Housing Length:	1-11/16"
Housing Height:	1-1/8"
Overall Housing Width:	3/4"
Mounting Tab Type:	F-Tab




SKU: D-PIRP

Single 1-1/4 inch Nylon Ball Bearing Roller, "F" Tab Style, Adjustable, 1 Pack

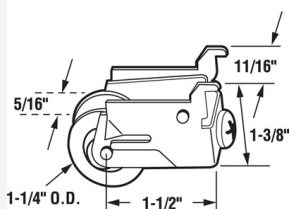


Roller Material:	Plastic Ball Bearing
Housing Width:	3/4"
Roller Width:	5/16"
Roller Edge Type:	Concave
Housing Length:	1-11/16"
Housing Height:	1-1/8"
Overall Housing Width:	3/4"
Mounting Tab Type:	F-Tab




SKU: D-PIRR

Single 1-1/4 inch Nylon Roller Assembly, Stamped Steel, Unique Back, 1 pack

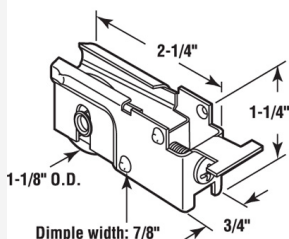


Roller Material:	Plastic Ball Bearing
Housing Width:	11/16"
Roller Width:	5/16"
Roller Edge Type:	Concave
Housing Length:	1-1/2"
Housing Height:	1-3/8"
Overall Housing Width:	3/4" at Dimples
Housing Style:	Unique Housing



SKU: D-PIRO

Single 1-1/8 inch Steel Ball Bearing Roller, "K" Tab Style, Adjustable, 1 Pack

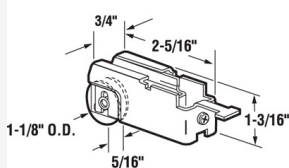


Roller Material:	Steel - Ball Bearing
Housing Width:	3/4"
Roller Width:	5/16"
Roller Edge Type:	Concave
Housing Length:	2-1/4"
Housing Height:	1-1/4"
Overall Housing Width:	7/8" at Dimples
Mounting Tab Type:	K-Tab

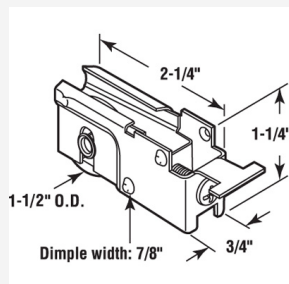


SKU: D-PIRF

Single 1-1/8 inch Steel Ball Bearing Roller, "K" Tab Style, Adjustable, 1 Pack

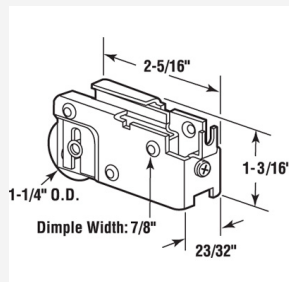


Roller Material:	Steel - Ball Bearing
Housing Width:	3/4"
Roller Width:	5/16"
Roller Edge Type:	Concave
Housing Length:	2-5/16"
Housing Height:	1-3/16"
Overall Housing Width:	N/A
Mounting Tab Type:	K-Tab



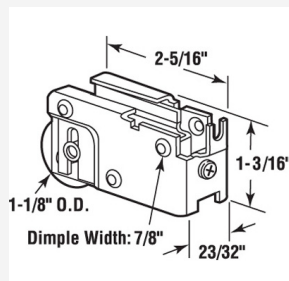
Single 1-1/2 inch Steel Ball Bearing Roller, "K" Tab Style, Adjustable, 1 Pack

Roller Material:	Steel - Ball Bearing
Housing Width:	3/4"
Roller Width:	5/16"
Roller Edge Type:	Concave
Housing Length:	2-1/4"
Housing Height:	1-1/4"
Overall Housing Width:	7/8" at Dimples
Mounting Tab Type:	K-Tab



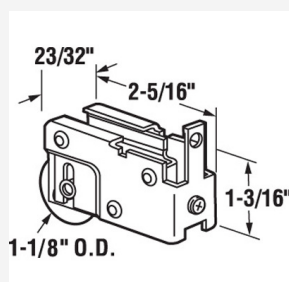
Single 1-1/4 inch Steel Ball Bearing Roller, "C" Tab Style, Adjustable, 1 Pack

Roller Material:	Steel - Ball Bearing
Housing Width:	23/32"
Roller Width:	5/16"
Roller Edge Type:	Concave
Housing Length:	2-5/16"
Housing Height:	1-3/16"
Overall Housing Width:	7/8" at Flare
Mounting Tab Type:	C-Tab




Single 1-1/8 inch Steel Ball Bearing Roller, "C" Tab Style, Adjustable, 1 Pack

Roller Material:	Steel - Ball Bearing
Housing Width:	23/32"
Roller Width:	5/16"
Roller Edge Type:	Concave
Housing Length:	2-5/16"
Housing Height:	1-3/16"
Overall Housing Width:	7/8" at Dimples
Mounting Tab Type:	C-Tab

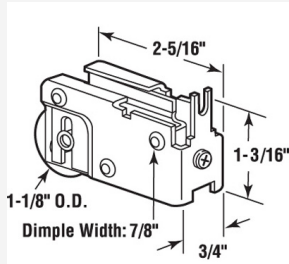


Single 1-1/8 inch Steel Ball Bearing Roller, "E" Tab Style, Adjustable, 1 Pack

Roller Material:	Steel - Ball Bearing
Housing Width:	23/32"
Roller Width:	5/16"
Roller Edge Type:	Concave
Housing Length:	2-5/16"
Housing Height:	1-3/16"
Overall Housing Width:	7/8"
Mounting Tab Type:	E-Tab




SKU: D-PIRL

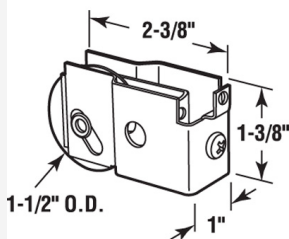


Single 1-1/8 inch Steel Ball Bearing Roller, "C" Tab Style, Adjustable, 1 Pack

Roller Material:	Steel - Ball Bearing
Housing Width:	3/4"
Roller Width:	5/16"
Roller Edge Type:	Concave
Housing Length:	2-5/16"
Housing Height:	1-3/16"
Overall Housing Width:	7/8" at Dimples
Mounting Tab Type:	U-Back




SKU: D-PIOE

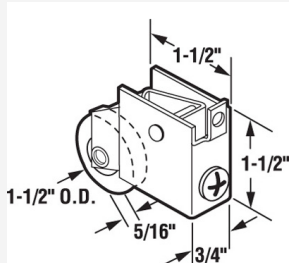


Single 1-1/2 inch Steel Ball Bearing Roller, "F" Tab Style, Adjustable, 1 Pack

Roller Material:	Steel - Ball Bearing
Housing Width:	1"
Roller Width:	5/16"
Roller Edge Type:	Concave
Housing Length:	2-3/8"
Housing Height:	1-3/8"
Overall Housing Width:	N/A
Mounting Tab Type:	F-Tab




SKU: D-PIOP

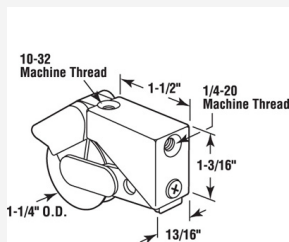


Single 1-1/2 inch Steel Ball Bearing Roller, "F" Tab Style, Adjustable, 1 Pack

Roller Material:	Steel - Ball Bearing
Housing Width:	3/4"
Roller Width:	5/16"
Roller Edge Type:	Concave
Housing Length:	1-1/2"
Housing Height:	1-1/2"
Overall Housing Width:	N/A
Mounting Tab Type:	F-Tab



SKU: D-PIOR



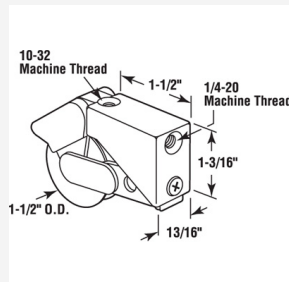
Single 1-1/4 inch Steel Roller Assembly, Ball Bearing, Diecast Plain Back, 1 Pack

Roller Material:	Steel - Ball Bearing
Housing Width:	13/16"
Roller Width:	5/16"
Roller Edge Type:	Concave
Housing Length:	1-1/2"
Housing Height:	1-3/16"
Overall Housing Width:	N/A
Mounting Tab Type:	Plain Back



SKU: D-PIOO

Single 1-1/2 inch Steel Roller Assembly,
Ball Bearing, Diecast Plain Back, 1 Pack



Roller Material:	Steel - Ball Bearing
------------------	----------------------

Housing Width:	13/16"
----------------	--------

Roller Width:	5/16"
---------------	-------

Roller Edge Type:	Concave
-------------------	---------

Housing Length:	1-1/2"
-----------------	--------

Housing Height:	1-3/16"
-----------------	---------

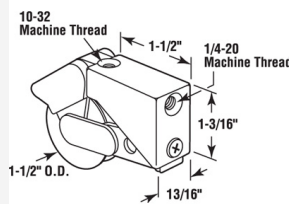
Overall Housing Width:	1 Wheel
------------------------	---------

Mounting Tab Type:	Plain Black
--------------------	-------------



SKU: D-PIOO-SS

Single 1-1/2 inch Roller Assembly,
Stainless Steel Roller, Plain Back, 1 Pack



Roller Material:	S.Steel Ball Bearing
------------------	----------------------

Housing Width:	13/16"
----------------	--------

Roller Width:	5/16"
---------------	-------


Roller Edge Type:	Concave
-------------------	---------

Housing Length:	1-1/2"
-----------------	--------

Housing Height:	1-3/16"
-----------------	---------

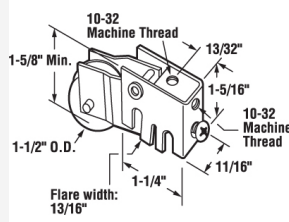
Overall Housing Width:	N/A
------------------------	-----

Mounting Tab Type:	Plain Black
--------------------	-------------



SKU: D-PIOF

Single 1-1/2 inch Steel Roller Assembly,
Ball Bearing, Plain Back Housing, 1 Pack



Roller Material:	Steel - Ball Bearing
------------------	----------------------

Housing Width:	3/4"
----------------	------

Roller Width:	5/16"
---------------	-------

Roller Edge Type:	Concave
-------------------	---------

Housing Length:	1-1/4"
-----------------	--------

Housing Height:	1-5/16"
-----------------	---------

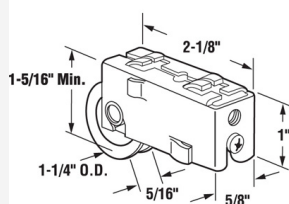
Overall Housing Width:	13/16"
------------------------	--------

Mounting Tab Type:	Plain Black
--------------------	-------------



SKU: D-PIOI

Single 1-1/4 inch Nylon Roller Assembly,
Ball Bearing, Plain Back Housing, 1 Pack



Roller Material:	Plastic Ball Bearing
------------------	----------------------

Housing Width:	5/8"
----------------	------

Roller Width:	5/16"
---------------	-------


Roller Edge Type:	Concave
-------------------	---------

Housing Length:	2-1/8"
-----------------	--------

Housing Height:	1"
-----------------	----

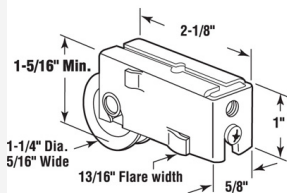
Overall Housing Width:	3/4" at Flare
------------------------	---------------

Mounting Tab Type:	Plain Back
--------------------	------------




SKU: D-PIOT

Single 1-1/4 inch Nylon Roller Assembly, Ball Bearing, Plain Back Housing, 1 Pack

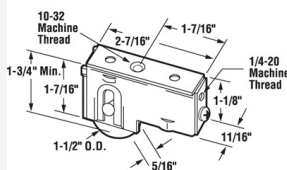


Roller Material:	Plastic Ball Bearing
Housing Width:	5/8"
Roller Width:	5/16"
Roller Edge Type:	Concave
Housing Length:	2-1/8"
Housing Height:	1"
Overall Housing Width:	13/16" at Flare
Mounting Tab Type:	Plain Black




SKU: D-PIOA

Single 1-1/2 inch Steel Roller Assembly, Ball Bearing, Plain Back Housing, 1 Pack

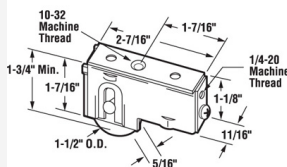


Roller Material:	Steel - Ball Bearing
Housing Width:	11/16"
Roller Width:	5/16"
Roller Edge Type:	Concave
Housing Length:	2-7/16"
Housing Height:	1-1/8"
Overall Housing Width:	3/4" at Flare
Mounting Tab Type:	Plain Black




SKU: D-PIOB

Single 1-1/2 inch Steel Roller Assembly, Ball Bearing, Plain Back Housing, 1 Pack

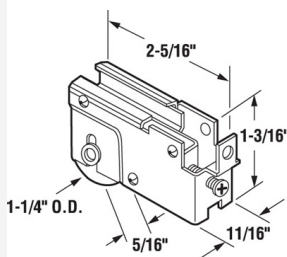


Roller Material:	Steel - Ball Bearing
Housing Width:	11/16"
Roller Width:	5/16"
Roller Edge Type:	Concave
Housing Length:	2-7/16"
Housing Height:	1-1/8"
Overall Housing Width:	27/32" at Flare
Mounting Tab Type:	Plain Black




SKU: D-PIOL

Single 1-1/4 inch Nylon Ball Bearing Roller, "F" Tab Style, Adjustable, 1 Pack

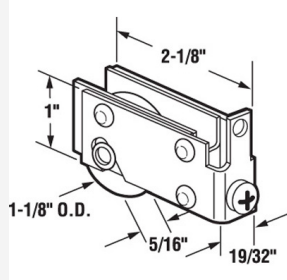


Roller Material:	Plastic Ball Bearing
Housing Width:	11/16"
Roller Width:	5/16"
Roller Edge Type:	Concave
Housing Length:	2-5/16"
Housing Height:	1-3/16"
Overall Housing Width:	7/8" at Dimples
Mounting Tab Type:	F-Tab



SKU: D-PIFE

Single 1-1/8 inch Steel Ball Bearing Roller, "E" Tab Style, Adjustable, 1 Pack

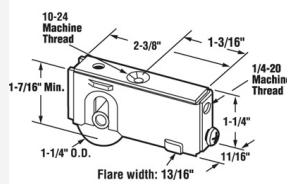


Roller Material:	Steel - Ball Bearing
Housing Width:	19/32"
Roller Width:	5/16"
Roller Edge Type:	Concave
Housing Length:	2-1/8"
Housing Height:	1"
Overall Housing Width:	7/8" at Dimples
Mounting Tab Type:	E-Tab



SKU: D-PIFP

Single 1-1/4 inch Steel Roller Assembly, Ball Bering, Plain Back Housing, 1 Pack

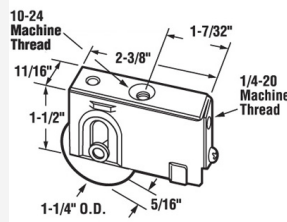


Roller Material:	Steel - Ball Bearing
Housing Width:	11/16"
Roller Width:	5/16"
Roller Edge Type:	Concave
Housing Length:	2-3/8"
Housing Height:	1-1/4"
Overall Housing Width:	13/16" at Flare
Mounting Tab Type:	Plain Black



SKU: D-PIFR

Single 1-1/4 inch Steel Roller Assembly, Ball Bearing, Plain Back Housing, 1 Pack

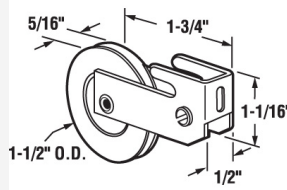


Roller Material:	Steel - Ball Bearing
Housing Width:	11/16"
Roller Width:	5/16"
Roller Edge Type:	Concave
Housing Length:	2-3/8"
Housing Height:	1-1/2"
Overall Housing Width:	13/16" at Flare
Mounting Tab Type:	Plain Black



SKU: D-PIFT

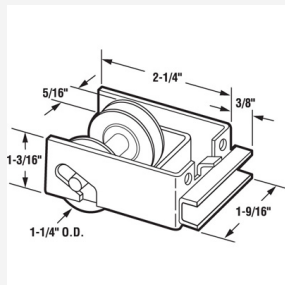
1-1/2 inch Nylon Roller, Inner Housing Only, Use with D 1545 Outer Housing, 1 Pack



Roller Material:	Plastic Ball Bearing
Housing Width:	1/2"
Roller Width:	5/16"
Roller Edge Type:	Concave
Housing Length:	1-3/4"
Housing Height:	1-1/16"
Overall Housing Width:	N/A
Housing Style:	Unique Housing



SKU: D-PIFA

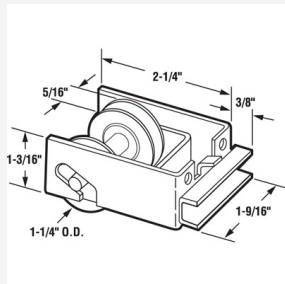


Two parallel 1-1/4 inch Nylon Roller Trolley Assembly, Steel Housing, 1 Pack

Roller Material:	Steel - Ball Bearing
Housing Width:	19/32"
Roller Width:	5/16"
Roller Edge Type:	Concave
Housing Length:	2-1/8"
Housing Height:	1"
Overall Housing Width:	7/8" at Dimples
Mounting Tab Type:	E-Tab



SKU: D-PIFB

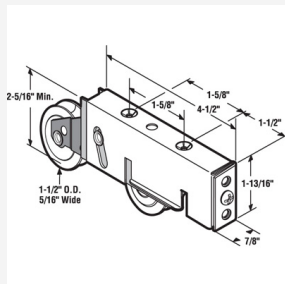


Two parallel 1-1/4 inch Steel Roller Trolley Assembly, Steel Housing, 1 Pack

Roller Material:	Steel - Ball Bearing
Housing Width:	11/16"
Roller Width:	5/16"
Roller Edge Type:	Concave
Housing Length:	2-3/8"
Housing Height:	1-1/4"
Overall Housing Width:	13/16" at Flare
Mounting Tab Type:	Plain Black



SKU: D-PIFL

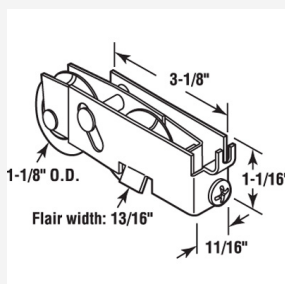


Tandem 1-1/2 inch Steel Ball Bearing Roller, Plain Back Housing, 1 Pack

Roller Material:	Steel - Ball Bearing
Housing Width:	11/16"
Roller Width:	5/16"
Roller Edge Type:	Concave
Housing Length:	2-3/8"
Housing Height:	1-1/2"
Overall Housing Width:	13/16" at Flare
Mounting Tab Type:	Plain Black



SKU: D-PIIP



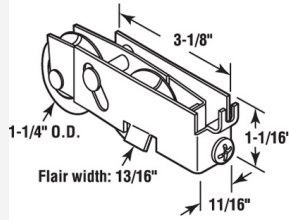
1-1/8 inch Steel Ball Bearing Tandem Roller Assembly, C-Tab, 1 Pack

Roller Material:	Plastic Ball Bearing
Housing Width:	1/2"
Roller Width:	5/16"
Roller Edge Type:	Concave
Housing Length:	1-3/4"
Housing Height:	1-1/16"
Overall Housing Width:	N/A
Housing Style:	Unique Housing



SKU: D-PIIR

1-1/4 inch Steel Ball Bearing Tandem Roller Assembly, C-Tab, 1 Pack

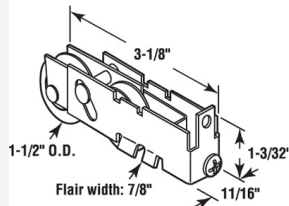


Roller Material:	Steel - Ball Bearing
Housing Width:	11/16"
Roller Width:	5/16"
Roller Edge Type:	Concave
Housing Length:	3-1/8"
Housing Height:	1-1/16"
Overall Housing Width:	13/16" at Flare
Mounting Tab Type:	C-Tab



SKU: D-PIIO

1-1/2 inch Nylon Ball Bearing Tandem Roller Assembly, E-Tab, 1 Pack

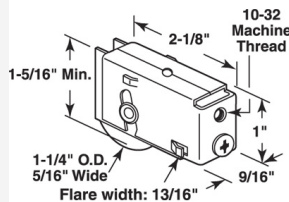


Roller Material:	Plastic Ball Bearing
Housing Width:	11/16"
Roller Width:	5/16"
Roller Edge Type:	Concave
Housing Length:	3-1/8"
Housing Height:	1-3/32"
Overall Housing Width:	7/8" at Flare
Mounting Tab Type:	E-Tab




SKU: D-PIIF

Single 1-1/4 inch Steel Roller Assembly, Ball Bearing, Plain Back Housing, 1 Pack

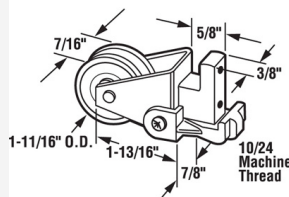


Roller Material:	Steel - Ball Bearing
Housing Width:	9/16"
Roller Width:	5/16"
Roller Edge Type:	Concave
Housing Length:	2-1/8"
Housing Height:	1"
Overall Housing Width:	13/16" at Flare
Mounting Tab Type:	Plain Black




SKU: D-PIII

1-11/16 inch by 7/16 inch Nylon Roller Assembly, Art Door, 1 Pack

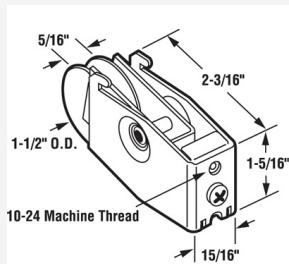


Roller Material:	Plastic Ball Bearing
Housing Width:	7/8"
Roller Width:	7/16"
Roller Edge Type:	Concave
Housing Length:	1-13/16"
Housing Height:	N/A
Overall Housing Width:	N/A
Housing Style:	Unique Housing




SKU: D-PIIT

Single 1-1/2 inch Nylon Roller Assembly, Stamped Steel, Unique Housing, 1 pack

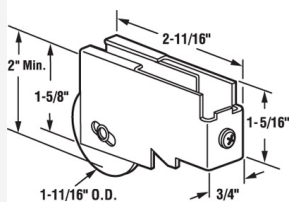


Roller Material:	Plastic Ball Bearing
Housing Width:	15/16"
Roller Width:	5/16"
Roller Edge Type:	Concave
Housing Length:	2-3/16"
Housing Height:	1-5/16"
Overall Housing Width:	N/A
Housing Style:	Unique Housing



SKU: D-PIIA

1-11/16 inch Nylon Ball Bearing Roller Assembly, Plain Back, Steel, 1 Pack

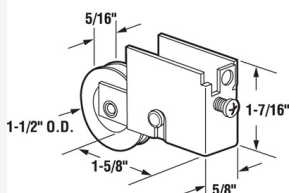


Roller Material:	Plastic Ball Bearing
Housing Width:	3/4"
Roller Width:	7/16"
Roller Edge Type:	Concave
Housing Length:	2-11/16"
Housing Height:	1-5/16"
Overall Housing Width:	N/A
Mounting Tab Type:	Plain Black




SKU: D-PIIB

Single 1-1/2 inch Nylon Ball Bearing Roller, "E" Tab Style, Adjustable, 1 Pack

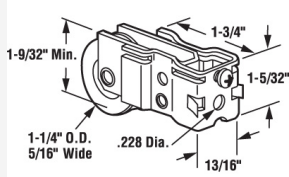


Roller Material:	Plastic Ball Bearing
Housing Width:	5/8"
Roller Width:	5/16"
Roller Edge Type:	Concave
Housing Length:	1-5/8"
Housing Height:	1-7/16"
Overall Housing Width:	N/A
Mounting Tab Type:	E-Tab



SKU: D-PIIL

Single 1-1/4 inch Steel Roller Assembly, Ball bearing, Plain Back Housing, 1 Pack

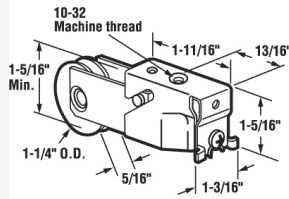


Roller Material:	Steel - Ball Bearing
Housing Width:	13/16"
Roller Width:	5/16"
Roller Edge Type:	Concave
Housing Length:	1-3/4"
Housing Height:	1-5/32"
Overall Housing Width:	15/16"
Mounting Tab Type:	Unique



SKU: D-PITE

Single 1-1/4 inch Steel Roller Assembly,
Ball Bearing, Unique Housing, 1 Pack

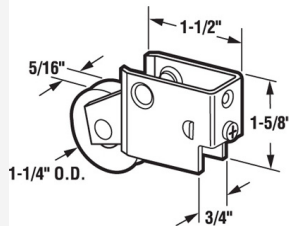


Roller Material:	Steel - Ball Bearing
Housing Width:	1-3/16"
Roller Width:	5/16"
Roller Edge Type:	Concave
Housing Length:	1-11/16"
Housing Height:	1-5/16"
Overall Housing Width:	N/A
Mounting Tab Style:	Unique



SKU: D-PITP

Single 1-1/4 inch Steel Roller Assembly,
Ball Bearing, Plain Back Housing, 1 Pack

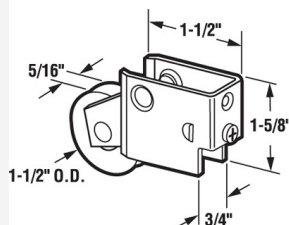


Roller Material:	Steel - Ball Bearing
Housing Width:	3/4"
Roller Width:	5/16"
Roller Edge Type:	Concave
Housing Length:	1-1/2"
Housing Height:	1-5/8"
Overall Housing Width:	7/8" at Flare
Housing Tyle:	Unique Housing




SKU: D-PITR

Single 1-1/2 inch Steel Roller Assembly,
Ball Bearing, Plain Back Housing, 1 Pack

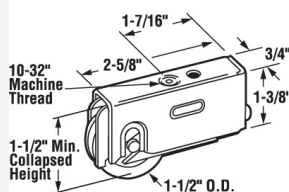


Roller Material:	Steel - Ball Bearing
Housing Width:	3/4"
Roller Width:	5/16"
Roller Edge Type:	Concave
Housing Length:	1-1/2"
Housing Height:	1-5/8"
Overall Housing Width:	27/32" at Flare
Housing Style:	Unique Housing



SKU: D-PITO

Single 1-1/2 inch Steel Roller Assembly,
Ball Bearing, Plain Back Housing, 1 Pack

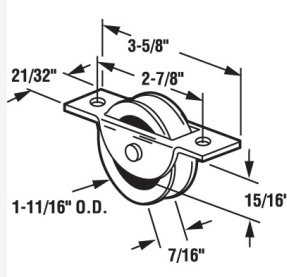


Roller Material:	Steel - Ball Bearing
Housing Width:	3/4"
Roller Width:	5/16"
Roller Edge Type:	Concave
Housing Length:	2-5/8"
Housing Height:	1-3/8"
Overall Housing Width:	N/A
Mounting Tab Type:	Plain Back



SKU: D-PITF

1-11/16 inch Nylon Ball Bearing Roller,
Fits Western patio doors, 1 Pack

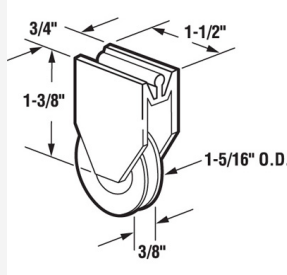


Roller Material:	Plastic Ball Bearing
Housing Width:	21/32"
Roller Width:	7/16"
Roller Edge Type:	Concave
Housing Length:	3-5/8"
Housing Height:	15/16"
Overall Housing Width:	N/A
Housing Style:	Unique Housing




SKU: D-PITI

Single 1-5/16 inch Nylon Roller, Nylon
Housing, Likit Doors, 1 Pack

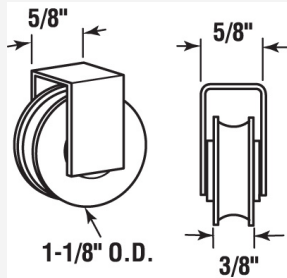


Roller Material:	Plastic
Housing Width:	3/4"
Roller Width:	3/8"
Roller Edge Type:	Concave
Housing Length:	1-1/2"
Housing Height:	1-3/8"
Overall Housing Width:	N/A



SKU: D-PITA

1-1/8 inch Patio Door Roller, 3/8 inch
wide, Fits Horizon, Ball Bearing, 2 Pack

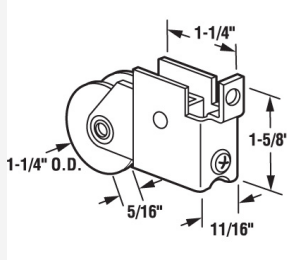


Roller Material:	Steel - Ball Bearing
Housing Width:	5/8"
Roller Width:	3/8"
Roller Edge Type:	Concave
Housing Length:	5/8"
Overall Housing Width:	27/32" at Flare
Housing Style:	Unique Housing




SKU: D-PITB

Single 1-1/4 inch Steel Ball Bearing
Roller, "F" Tab Style, Adjustable, 1 Pack

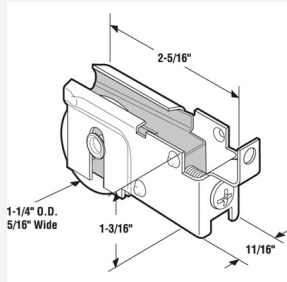


Roller Material:	Steel - Ball Bearing
Housing Width:	11/16"
Roller Width:	5/16"
Roller Edge Type:	Concave
Housing Length:	1-1/4"
Housing Height:	1-5/8"
Overall Housing Width:	N/A
Mounting Tab Type:	F-Tab




SKU: D-PIBF

Single 1-1/4 inch Steel Ball Bearing Roller, "F" Tab Style, Adjustable, 1 Pack

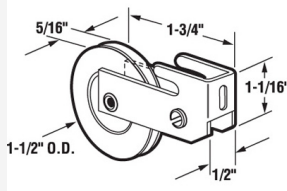


Roller Material:	Steel - Ball Bearing
Housing Width:	11/16"
Roller Width:	5/16"
Roller Edge Type:	Concave
Housing Length:	2-5/16"
Housing Height:	1-3/16"
Overall Housing Width:	7/8" at Dimples
Housing Style:	F-Tab



SKU: D-PIBI

Inner Housing Only, 1-1/2 inch Steel Roller, Use with D 1545 Outer Housing, 1 Pack

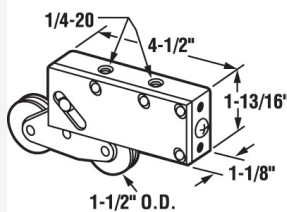


Roller Material:	Steel - Ball Bearing
Housing Width:	1/2"
Roller Width:	5/16"
Roller Edge Type:	Concave
Housing Length:	1-3/4"
Housing Height:	1-1/16"
Overall Housing Width:	N/A
Housing Style:	Unique Housing



SKU: D-PIBT

Tandem 1-1/2 inch Steel Roller, Plain Back, Diecast Housing, Adjustable, 1 Pack

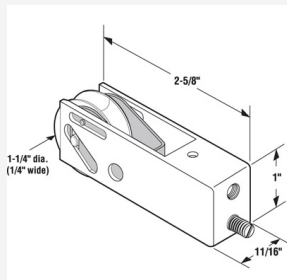


Roller Material:	Steel - Ball Bearing
Housing Width:	1-1/8"
Roller Width:	N/A
Roller Edge Type:	Concave
Housing Length:	4-1/2"
Housing Height:	1-13/16"
Overall Housing Width:	N/A
Housing Style:	Unique Housing




SKU: D-PIBA

Single 1-1/4 inch Nylon Roller Assembly, Diecast Plain Back Housing, 1 Pack

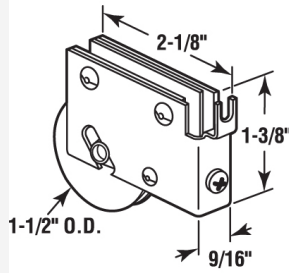


Roller Material:	Plastic Ball Bearing
Housing Width:	11/16"
Roller Width:	1/4"
Roller Edge Type:	Concave
Housing Length:	2-5/8"
Housing Height:	1"
Overall Housing Width:	N/A
Housing Style:	Unique Housing




SKU: D-PIBB

Single 1-1/2 inch Steel Ball Bearing Roller, "C" Tab Style, Adjustable, 1 Pack

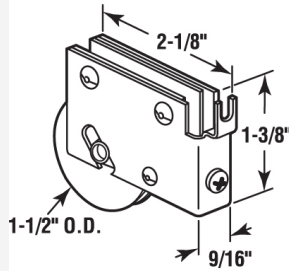


Roller Material:	Steel - Ball Bearing
Housing Width:	9/16"
Roller Width:	5/16"
Roller Edge Type:	Concave
Housing Length:	2-1/8"
Housing Height:	1-3/8"
Overall Housing Width:	3/4" at Dimples
Housing Style:	C-Tab




SKU: D-PIBL

Single 1-1/2 inch Nylon Ball Bearing Roller, "C" Tab Style, Adjustable, 1 Pack

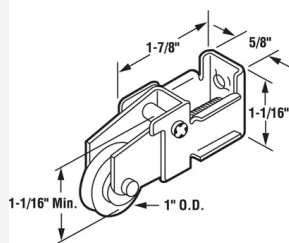


Roller Material:	Plastic Ball Bearing
Housing Width:	9/16"
Roller Width:	N/A
Roller Edge Type:	Concave
Housing Length:	2-1/8"
Housing Height:	1-3/8"
Overall Housing Width:	3/4" at Dimples
Housing Style:	C-Tab




SKU: D-PILE

1 inch Steel Ball Bearing Roller Assembly, Unique Back, Steel, 1 Pack

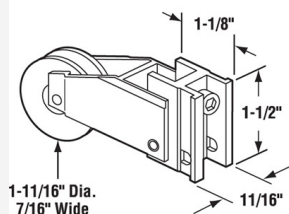


Roller Material:	Steel - Ball Bearing
Housing Width:	5/8"
Roller Width:	N/A
Roller Edge Type:	Concave
Housing Length:	1-7/8"
Housing Height:	1-1/16"
Overall Housing Width:	N/A
Mounting Tab Type:	Unique




SKU: D-PILP

Single 1-11/16 inch Nylon Roller Assembly, Ball Bearing, Unique Back Housing, 1 Pack

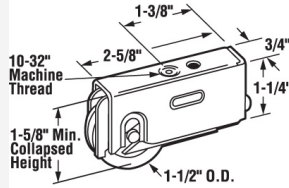


Roller Material:	Plastic Ball Bearing
Housing Width:	11/16"
Roller Width:	7/16"
Roller Edge Type:	Concave
Housing Length:	1-1/8"
Housing Height:	1-1/2"
Overall Housing Width:	N/A
Housing Style:	Unique Housing



SKU: D-PILR

Single 1-1/2 inch Steel Roller Assembly,
Ball Bearing, Plain Back Housing, 1 Pack

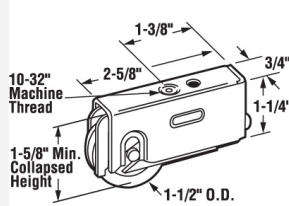


Roller Material:	Steel - Ball Bearing
Housing Width:	3/4"
Roller Width:	5/16"
Roller Edge Type:	Concave
Housing Length:	2-5/8"
Housing Height:	1-1/4"
Overall Housing Width:	N/A
Mounting Tab Type:	Plan Back



SKU: D-PILF

Single 1-1/2 inch Steel Roller Assembly,
Ball Bearing, Plain Back Housing, 1 Pack

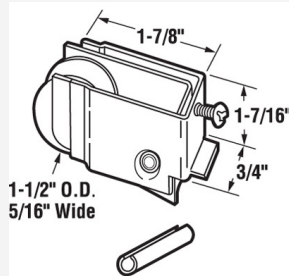


Roller Material:	Steel - Ball Bearing
Housing Width:	3/4"
Roller Width:	5/16"
Roller Edge Type:	Concave
Housing Length:	2-5/8"
Housing Height:	1-1/4"
Overall Housing Width:	N/A
Housing Style:	Plain Back



SKU: D-PILI

1-1/2 inch Nylon Ball Bearing Roller
Assembly, Unique Back, Steel, 1 Pack

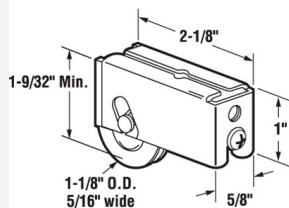


Roller Material:	Plastic Ball Bearing
Housing Width:	3/4"
Roller Width:	5/16"
Roller Edge Type:	Concave
Housing Length:	1-7/16"
Housing Height:	1-7/16"
Overall Housing Width:	N/A
Housing Style:	Unique Housing



SKU: D-PILT

Single 1-1/8 inch Steel Roller Assembly,
Ball Bearing, Plain Back Housing, 1 Pack

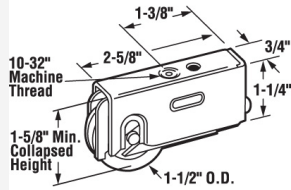


Roller Material:	Steel - Ball Bearing
Housing Width:	5/8"
Roller Width:	5/16"
Roller Edge Type:	Concave
Housing Length:	2-5/8"
Housing Height:	1"
Overall Housing Width:	N/A
Mounting Tab Type:	Plain Black



SKU: D-PILA

Single 1-1/2 inch Nylon Roller Assembly, Ball Bearing, Plain Back Housing, 1 Pack

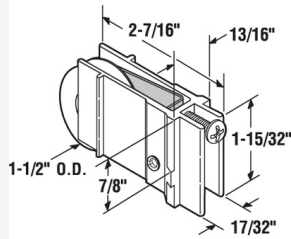


Roller Material:	Plastic Ball Bearing
Housing Width:	3/4"
Roller Width:	5/16"
Roller Edge Type:	Concave
Housing Length:	2-5/8"
Housing Height:	1-1/4"
Overall Housing Width:	N/A
Mounting Tab Type:	Plan Back




SKU: D-PILB

Single 1-1/2 inch Steel Roller Assembly, Ball Bearing, Unique Back Housing, 1 Pack

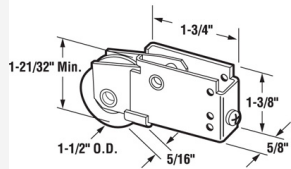


Roller Material:	Steel - Ball Bearing
Housing Width:	17/32"
Roller Width:	N/A
Roller Edge Type:	Concave
Housing Length:	2-7/16"
Housing Height:	1-15/32"
Overall Housing Width:	13/16"
Housing Style:	Unique Housing




SKU: D-PILL

Single 1-1/2 inch Nylon Roller Assembly, Ball Bearing, Unique Back Housing, 1 Pack

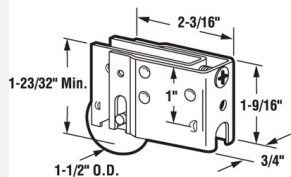


Roller Material:	Plastic Ball Bearing
Housing Width:	5/8"
Roller Width:	5/16"
Roller Edge Type:	Concave
Housing Length:	1-3/4"
Housing Height:	1-3/8"
Overall Housing Width:	7/8" at Fold
Mounting Tab Type:	Unique




SKU: D-PTEE

Single 1-1/2 inch Steel Roller Assembly, Plain Back Housing, Steel, 1 Pack

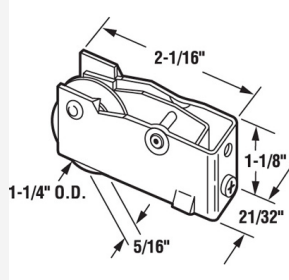


Roller Material:	Steel - Ball Bearing
Housing Width:	3/4"
Roller Width:	5/16"
Roller Edge Type:	Concave
Housing Length:	2-3/16"
Housing Height:	1-9/16"
Overall Housing Width:	7/8" at Dimples
Mounting Tab Type:	Plain Black




SKU: D-PTEP

Single 1-1/4 inch Steel Roller Assembly,
Ball Bearing, Plain Back Housing, 1 Pack

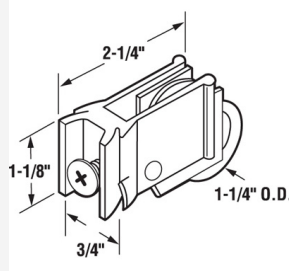


Roller Material:	Steel - Ball Bearing
Housing Width:	21/32"
Roller Width:	5/16"
Roller Edge Type:	Concave
Housing Length:	2-1/16"
Housing Height:	1-1/8"
Overall Housing Width:	3/4" at Flare
Housing Style:	Unique Housing



SKU: D-PTER

Roller Assembly Sliding Glass Door

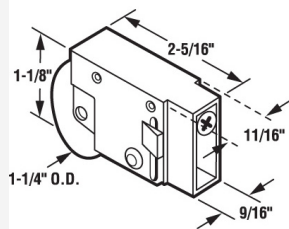


Roller Material:	Steel - Ball Bearing
Housing Width:	3/4"
Roller Width:	N/A
Roller Edge Type:	Concave
Housing Length:	2-1/4"
Housing Height:	1-1/8"
Overall Housing Width:	13/16"
Housing Style:	Unique Housing



SKU: D-PTEO

Single 1-1/4 inch Steel Roller Assembly,
Crossly, Diecast Unique Housing, 1 Pack

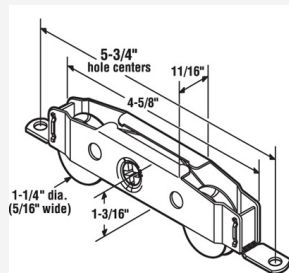


Roller Material:	Steel - Ball Bearing
Housing Width:	11/16"
Roller Width:	N/A
Roller Edge Type:	Concave
Housing Length:	2-5/16"
Housing Height:	1-1/8"
Overall Housing Width:	15/16" at Flare
Housing Style:	Unique Housing



SKU: D-PTEA

Tandem 1-1/4 inch Steel Roller Assembly,
Unique Housing, Adjustable, 1 Pack

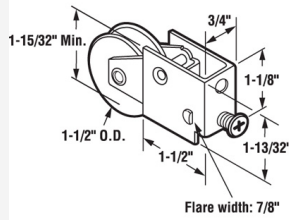


Roller Material:	Steel - Ball Bearing
Housing Width:	11/16"
Roller Width:	5/16"
Roller Edge Type:	Concave
Housing Length:	4-5/8"
Housing Height:	1-3/16"
Overall Housing Width:	N/A
Minimum Collapsed Height:	1-1/2"




SKU: D-PTEB

Single 1-1/2 inch Steel Roller Assembly, Ball Bearing, Plain Back Housing, 1 Pack

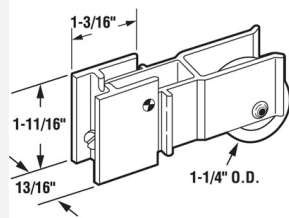


Roller Material:	Steel - Ball Bearing
Housing Width:	3/4"
Roller Width:	N/A
Roller Edge Type:	Concave
Housing Length:	1-1/2"
Housing Height:	1-13/32"
Overall Housing Width:	7/8" at Flare
Mounting Tab Type:	Plain Back



SKU: D-PTPE

Single 1-1/4 inch Steel Roller Assembly, Ball Bearing, Unique Back Housing, 1 Pack

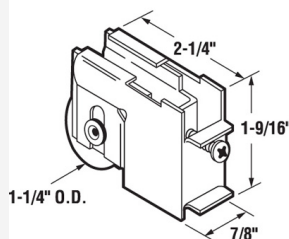


Roller Material:	Steel - Ball Bearing
Housing Width:	13/16"
Roller Width:	N/A
Roller Edge Type:	Concave
Housing Length:	1-3/16"
Housing Height:	1-11/16"
Overall Housing Width:	N/A
Housing Style:	Unique Housing




SKU: D-PTPP

1-1/4 inch Steel Ball Bearing Roller Assembly, Unique Back, Steel, 1 Pack

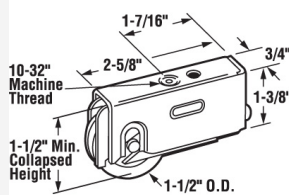


Roller Material:	Steel - Ball Bearing
Housing Width:	7/8"
Roller Width:	N/A
Roller Edge Type:	Concave
Housing Length:	2-1/4"
Housing Height:	1-9/16"
Overall Housing Width:	N/A
Housing Style:	Unique Housing




SKU: D-PTPI

Single 1-1/2 inch Steel Roller Assembly, Ball Bearing, Plain Back Housing, 1 Pack

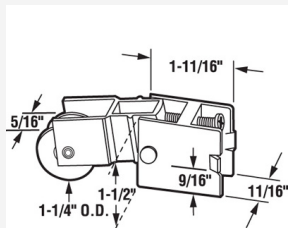


Roller Material:	Plastic Ball Bearing
Housing Width:	3/4"
Roller Width:	5/16"
Roller Edge Type:	Concave
Housing Length:	2-5/8"
Housing Height:	1-1/4"
Overall Housing Width:	N/A
Housing Style:	Plain Back



SKU: D-PTPT

Single 1-1/4 inch Steel Roller Assembly, Ball Bearing, Unique Back Housing, 1 Pack

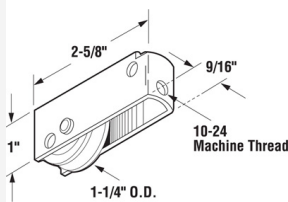


Roller Material:	Steel - Ball Bearing
Housing Width:	11/16"
Roller Width:	5/16"
Roller Edge Type:	Concave
Housing Length:	1-11/16"
Housing Height:	1-1/2"
Overall Housing Width:	25/32" at Flare
Housing Style:	Unique Housing



SKU: D-PTPA

1-1/4 inch Nylon Ball Bearing Roller Assembly, Capitol Doors, 1 Pack Door

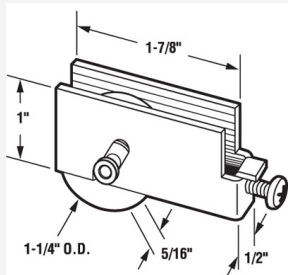


Roller Material:	Plastic Ball Bearing
Housing Width:	9/16"
Roller Width:	N/A
Roller Edge Type:	Concave
Housing Length:	2-5/8"
Housing Height:	1"
Overall Housing Width:	N/A
Housing Style:	Unique Housing



SKU: D-PTPL

Inner Roller Housing Only, 1-1/4 inch Steel Roller, Fits D 1618 Housing, 1 Pack

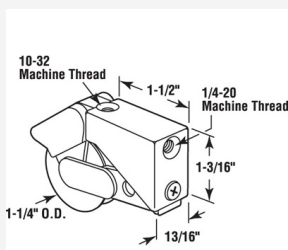


Roller Material:	Steel - Ball Bearing
Housing Width:	1/2"
Roller Width:	5/16"
Roller Edge Type:	Concave
Housing Length:	1-7/8"
Housing Height:	1"
Overall Housing Width:	N/A
Housing Style:	Unique Housing




SKU: D-PTRE

Single 1-1/4 inch Nylon Roller Assembly, Ball Bearing, Diecast Plain Back, 1 Pack

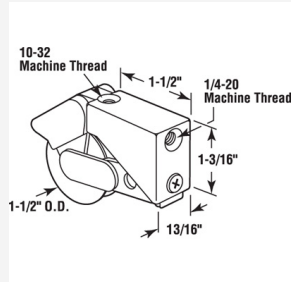


Roller Material:	Plastic Ball Bearing
Housing Width:	13/16"
Roller Width:	5/16"
Roller Edge Type:	Concave
Housing Length:	1-1/2"
Housing Height:	1-3/16"
Overall Housing Width:	N/A
Mounting Tab Type:	Plain Back



SKU: D-PTRP

Single 1-1/2 inch Nylon Roller Assembly, Ball Bearing, Diecast Plain Back, 1 Pack



Roller Material: Plastic Ball Bearing

Housing Width: 3/4"

Roller Width: 5/16"

Roller Edge Type: Concave

Housing Length: 1-1/2"

Housing Height: 1-3/16"

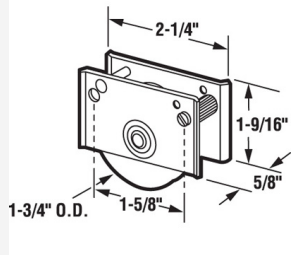
Overall Housing Width: N/A

Mounting Tab Type: Plain Back



SKU: D-PTRA

Single 1-3/4 inch Steel Ball Bearing Roller, Unique Housing, Side Plates, Pack of 1



Roller Material: Steel - Ball Bearing

Housing Width: 5/8"

Roller Width: N/A

Roller Edge Type: Concave

Housing Length: 2-1/4"

Housing Height: 1-9/16"

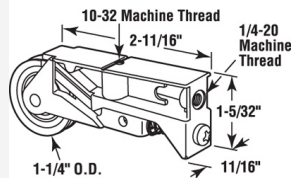
Overall Housing Width: N/A

Housing Style: Unique Housing



SKU: D-PTFE

Single 1-1/4 inch Steel Roller Assembly, Diecast Unique Housing, 1 Pack



Roller Material: Steel - Ball Bearing

Housing Width: 11/16"

Roller Width: 5/16"


Roller Edge Type: Concave

Housing Length: 2-11/16"

Housing Height: 1-5/32"

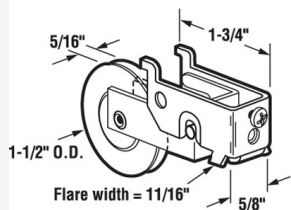
Overall Housing Width: N/A

Housing Style: Unique Housing



SKU: D-PTBO

Single 1-1/2 inch Nylon Roller Assembly, Stamped Steel, Ador Hilite, 1 Pack




Housing Width: 5/8"

Roller Width: 5/16"

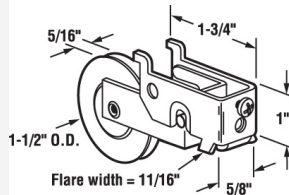
Roller Edge Type: Concave

Mounting Tab Type: Plain Back




SKU: D-PTBI

Single 1-1/2 inch Steel Roller Assembly,
Stamped Steel, Ador Hilite, 1 Pack

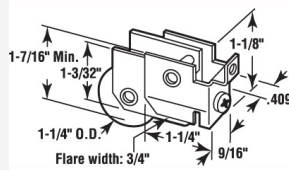


Roller Material:	Steel - Ball Bearing
Housing Width:	5/8"
Roller Width:	5/16"
Roller Edge Type:	Concave
Housing Length:	1-3/4"
Housing Height:	1"
Overall Housing Width:	11/16" at Flare
Housing Style:	Unique Housing



SKU: D-PTBT

Single 1-1/4 inch Steel Ball Bearing
Roller, "F" Tab Style, Adjustable, 1 Pack

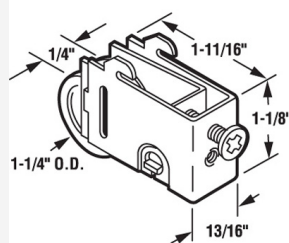


Roller Material:	Steel - Ball Bearing
Housing Width:	9/16"
Roller Width:	5/16"
Roller Edge Type:	Concave
Housing Length:	1-5/16"
Housing Height:	1-1/8"
Overall Housing Width:	11/16" at Flare
Mounting Tab Type:	F-Tab



SKU: D-PTBA

Single 1-1/4 inch Steel Roller Assembly,
Stamped Steel, Unique Housing, 1 pack

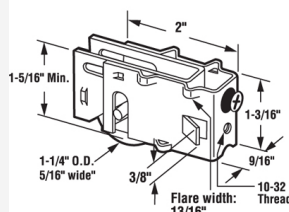


Roller Material:	Steel - Ball Bearing
Housing Width:	13/16"
Roller Width:	1/4"
Roller Edge Type:	Concave
Housing Length:	1-11/16"
Housing Height:	1-1/8"
Overall Housing Width:	N/A
Housing Style:	Unique Housing




SKU: D-PTBB

Single 1-1/4 inch Steel Roller Assembly,
Ball Bearing, Plain Back Housing, 1 Pack

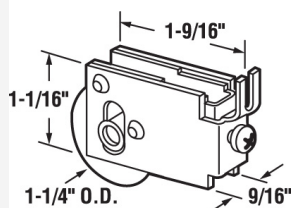


Roller Material:	Steel - Ball Bearing
Housing Width:	9/16"
Roller Width:	5/16"
Roller Edge Type:	Concave
Housing Length:	2"
Housing Height:	1-3/16"
Overall Housing Width:	13/16" at Flare
Mounting Tab Type:	Plain Back




SKU: D-PTLE

Single 1-1/4 inch Nylon Ball Bearing Roller, "C" Tab Style, Adjustable, 1 Pack

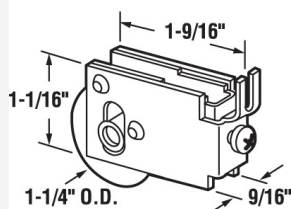


Roller Material:	Plastic Ball Bearing
Housing Width:	9/16"
Roller Width:	N/A
Roller Edge Type:	Concave
Housing Length:	1-5/8"
Housing Height:	1-1/16"
Overall Housing Width:	3/4" at Dimples
Mounting Tab Type:	C-Tab




SKU: D-PTLP

Single 1-1/4 inch Steel Ball Bearing Roller, "C" Tab Style, Adjustable, 1 Pack

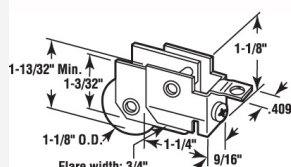


Roller Material:	Steel - Ball Bearing
Housing Width:	9/16"
Roller Width:	N/A
Roller Edge Type:	Concave
Housing Length:	1-5/8"
Housing Height:	1-1/16"
Overall Housing Width:	3/4" at Dimples
Mounting Tab Type:	C-Tab




SKU: D-PTLT

Single 1-1/8 inch Steel Ball Bearing Roller, "B" Tab Style, Adjustable, 1 Pack

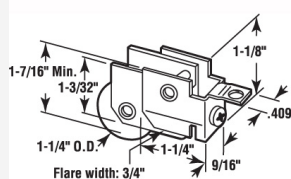


Roller Material:	Steel - Ball Bearing
Housing Width:	9/16"
Roller Width:	5/16"
Roller Edge Type:	Concave
Housing Length:	1-1/4"
Housing Height:	1-3/32"
Overall Housing Width:	N/A
Mounting Tab Type:	B-Tab



SKU: D-PTLA

Single 1-1/4 inch Steel Ball Bearing Roller, "B" Tab Style, Adjustable, 1 Pack

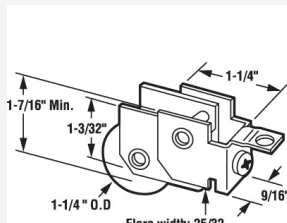


Roller Material:	Steel - Ball Bearing
Housing Width:	9/16"
Roller Width:	5/16"
Roller Edge Type:	Concave
Housing Length:	1-1/4"
Housing Height:	1-3/32"
Overall Housing Width:	25/32" at Flare
Mounting Tab Type:	B-Tab




SKU: D-PTLB

Single 1-1/4 inch Nylon Ball Bearing Roller, "B" Tab Style, Adjustable, 1 Pack

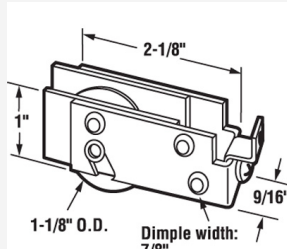


Roller Material:	Plastic Ball Bearing
Housing Width:	9/16"
Roller Width:	5/16"
Roller Edge Type:	Concave
Housing Length:	1-1/4"
Housing Height:	1-3/32"
Overall Housing Width:	25/32" at Flare
Mounting Tab Type:	B-Tab



SKU: D-PTLL

Single 1-1/8 inch Steel Ball Bearing Roller, "F" Tab Style, Adjustable, 1 Pack

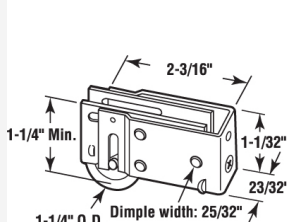


Roller Material:	Steel - Ball Bearing
Housing Width:	9/16"
Roller Width:	5/16"
Roller Edge Type:	Concave
Housing Length:	2-1/8"
Housing Height:	1"
Overall Housing Width:	7/8" at Dimples
Mounting Tab Type:	F-Tab



SKU: D-PAEA

Single 1-1/4 inch Steel Roller Assembly, Ball Bearing, Plain Back Housing, 1 Pack

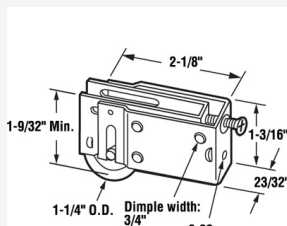


Roller Material:	Steel - Ball Bearing
Housing Width:	3/4"
Roller Width:	5/16"
Roller Edge Type:	Concave
Housing Length:	2-3/16"
Housing Height:	1-1/32"
Overall Housing Width:	3/4" at Flare
Mounting Tab Type:	Plain Back




SKU: D-PAEB

Single 1-1/4 inch Steel Roller Assembly, Ball Bearing, Plain Back Housing, 1 Pack

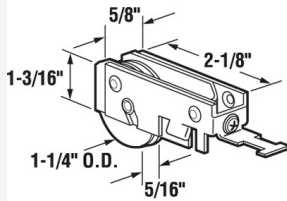


Roller Material:	Steel - Ball Bearing
Housing Width:	23/32"
Roller Width:	5/16"
Roller Edge Type:	Concave
Housing Length:	2-1/8"
Housing Height:	1-3/16"
Overall Housing Width:	3/4" at Dimples
Mounting Tab Type:	Plain Back




SKU: D-PARE

Single 1-1/4 inch Nylon Ball Bearing Roller, "K" Tab Style, Adjustable, 1 Pack

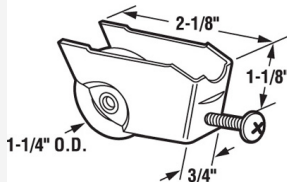


Roller Material:	Plastic Ball Bearing
Housing Width:	5/8"
Roller Width:	5/16"
Roller Edge Type:	Concave
Housing Length:	2-1/8"
Housing Height:	1-3/16"
Overall Housing Width:	3/4" at Flare
Mounting Tab Type:	K-Tab




SKU: D-PARP

Single 1-1/4 inch Steel Ball Bearing Roller, Stamped Steel Rolleze Glass, 1 Pack

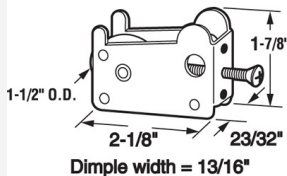


Roller Material:	Steel - Ball Bearing
Housing Width:	3/4"
Roller Width:	N/A
Roller Edge Type:	Concave
Housing Length:	2-1/8"
Housing Height:	1-1/8"
Overall Housing Width:	N/A
Housing Style:	Unique Housing




SKU: D-PARR

Single 1-1/ inch Steel Ball Bearing Roller, Stamped Steel Rolleze, Rylock, 1 Pack

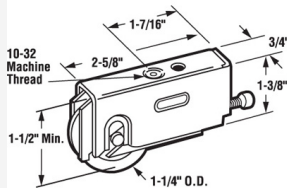


Roller Material:	Steel - Ball Bearing
Housing Width:	23/32"
Roller Width:	N/A
Roller Edge Type:	Concave
Housing Length:	2-1/8"
Housing Height:	1-7/8"
Overall Housing Width:	13/16" at Dimples
Housing Style:	Unique Housing



SKU: D-PARO

Single 1-1/4 inch Steel Roller Assembly, Ball Bearing, Plain Back Housing, 1 Pack

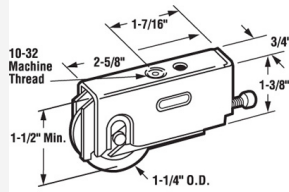


Roller Material:	Steel - Ball Bearing
Housing Width:	3/4"
Roller Width:	N/A
Roller Edge Type:	Concave
Housing Length:	2-5/8"
Housing Height:	1-3/8"
Overall Housing Width:	N/A
Mounting Tab Type:	Plain Back



SKU: D-PARF

Single 1-1/4 inch Nylon Roller Assembly, Ball Bearing, Plain Back Housing, 1 Pack

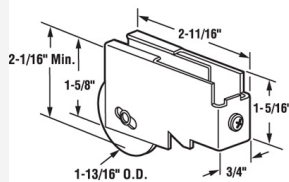


Roller Material:	Plastic Ball Bearing
Housing Width:	3/4"
Roller Width:	N/A
Roller Edge Type:	Concave
Housing Length:	2-5/8"
Housing Height:	1-3/8"
Overall Housing Width:	N/A
Mounting Tab Type:	Plain Back



SKU: D-PART

1-13/16 inch Steel Ball Bearing Roller Assembly, Unique Steel Housing, 1 Pack

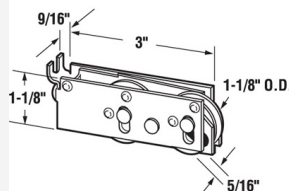


Roller Material:	Steel - Ball Bearing
Housing Width:	3/4"
Roller Width:	7/16"
Roller Edge Type:	Concave
Housing Length:	2-11/16"
Housing Height:	1-5/8"
Overall Housing Width:	N/A
Housing Style:	Plain Back




SKU: D-PARA

1-1/8 inch Steel Ball Bearing Tandem Roller Assembly, C-Tab, 1 Pack

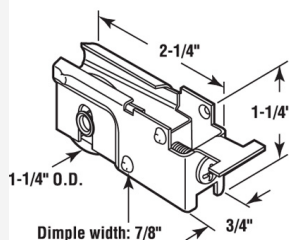


Roller Material:	Steel - Ball Bearing
Housing Width:	9/16"
Roller Width:	5/16"
Roller Edge Type:	Concave
Housing Length:	3"
Housing Height:	1-1/8"
Overall Housing Width:	N/A
Mounting Tab Type:	C-Tab




SKU: D-PARB

Single 1-1/4 inch Nylon Ball Bearing Roller, "K" Tab Style, Adjustable, 1 Pack

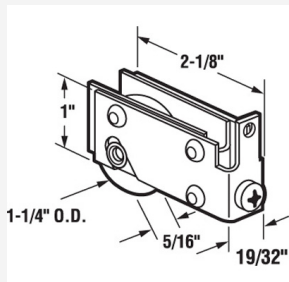


Roller Material:	Plastic Ball Bearing
Housing Width:	3/4"
Roller Width:	5/16"
Roller Edge Type:	Concave
Housing Length:	2-1/4"
Housing Height:	1-1/4"
Overall Housing Width:	7/8" at Dimples
Mounting Tab Type:	K-Tab



SKU: D-PARL

Single 1-1/4 inch Steel Ball Bearing Roller, "E" Tab Style, Adjustable, 1 Pack

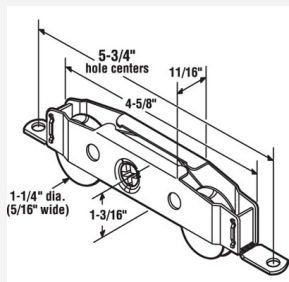


Roller Material:	Steel - Ball Bearing
Housing Width:	19/32"
Roller Width:	5/16"
Roller Edge Type:	Concave
Housing Length:	2-1/8"
Housing Height:	1"
Overall Housing Width:	7/8" at Dimples
Mounting Tab Type:	E-Tab



SKU: D-PAOE

Tandem 1-1/4 inch Nylon Roller, Unique Housing, Ball Bearing, Adjustable, 1 Pack

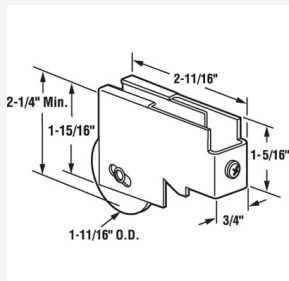


Roller Material:	Plastic Ball Bearing
Housing Width:	11/16"
Roller Width:	5/16"
Roller Edge Type:	Concave
Housing Length:	4-5/8"
Housing Height:	1-3/16"
Overall Housing Width:	N/A
Minimum Collapsed Height:	1-1/2"



SKU: D-PAOP

1-11/16 inch Nylon Ball Bearing Roller Assembly, Unique Steel Housing, 1 Pack

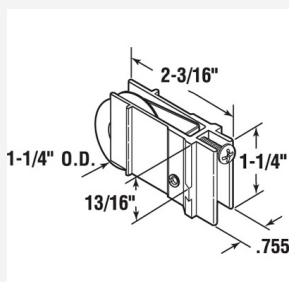


Roller Material:	Plastic Ball Bearing
Housing Width:	3/4"
Roller Width:	13/32"
Roller Edge Type:	Concave
Housing Length:	2-11/16"
Housing Height:	1-15/16"
Overall Housing Width:	N/A
Mounting Tab Type:	Plain Back




SKU: D-PAOR

Single 1-1/4 inch Steel Roller Assembly, Ball Bearing, Unique Back Housing, 1 Pack

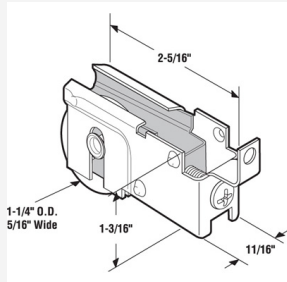


Roller Material:	Steel - Ball Bearing
Housing Width:	3/4"
Roller Width:	N/A
Roller Edge Type:	Concave
Housing Length:	2-3/16"
Housing Height:	1-1/4"
Overall Housing Width:	7/8"
Housing Style:	Unique Housing




SKU: D-PAOO

Single 1-1/4 inch Nylon Ball Bearing Roller, "F" Tab Style, Adjustable, 1 Pack

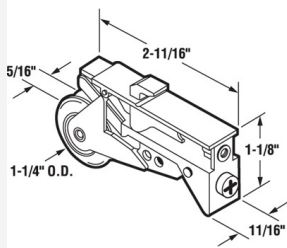


Roller Material:	Plastic Ball Bearing
Housing Width:	11/16"
Roller Width:	5/16"
Roller Edge Type:	Concave
Housing Length:	2-5/16"
Housing Height:	1-3/16"
Overall Housing Width:	7/8" at Dimples
Mounting Tab Type:	F-Tab




SKU: D-PAOF

Single 1-1/4 inch Steel Roller Assembly, Diecast Plain Back/Unique Housing, 1 Pack

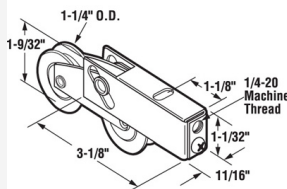


Roller Material:	Steel - Ball Bearing
Housing Width:	11/16"
Roller Width:	5/16"
Roller Edge Type:	Concave
Housing Length:	2-11/16"
Housing Height:	1-1/8"
Overall Housing Width:	11/16"
Housing Style:	Unique Housing




SKU: D-PAOI

Tandem 1-1/4 inch Steel Roller Assembly, Ball Bearing, Adjustable, 1 Pack

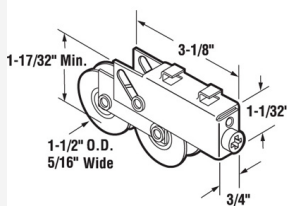


Roller Material:	Steel - Ball Bearing
Housing Width:	11/16"
Roller Width:	5/16"
Roller Edge Type:	Concave
Housing Length:	3-1/8"
Housing Height:	1-1/32"
Overall Housing Width:	N/A
Mounting Tab Type:	Plain Back



SKU: D-PAOT

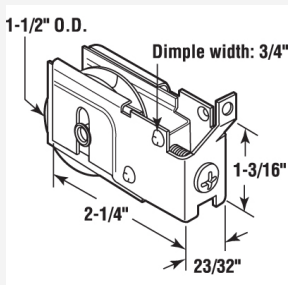
Tandem 1-1/2 inch Steel Roller Assembly, Ball Bearing, Plain Back, Adjustable, 1 Pack



Roller Material:	Steel - Ball Bearing
Housing Width:	3/4"
Roller Width:	5/16"
Roller Edge Type:	Concave
Housing Length:	3-1/8"
Housing Height:	1-1/32"
Overall Housing Width:	N/A
Mounting Tab Type:	Plain Back



SKU: D-PAOA

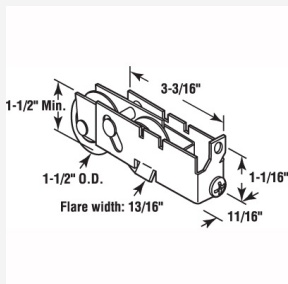


Single 1-1/2 inch Nylon Ball Bearing Roller, "S" Tab Style, Adjustable, 1 Pack

Roller Material:	Plastic Ball Bearing
Housing Width:	23/32"
Roller Width:	5/16"
Roller Edge Type:	Concave
Housing Length:	2-15/16"
Housing Height:	1-3/16"
Overall Housing Width:	3/4" at Dimples
Mounting Tab Type:	S-Tab



SKU: D-PAOB

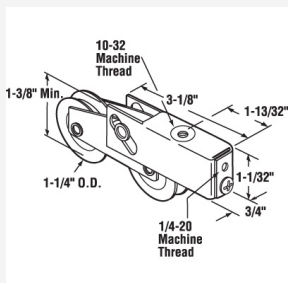


1-1/2 inch Nylon Ball Bearing Tandem Roller Assembly, S-Tab, 1 Pack

Roller Material:	Plastic Ball Bearing
Housing Width:	11/16"
Roller Width:	N/A
Roller Edge Type:	Concave
Housing Length:	3-3/16"
Housing Height:	1-1/16"
Overall Housing Width:	13/16" at Flare
Mounting Tab Type:	S-Tab



SKU: D-PAOL

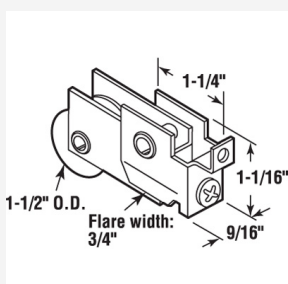


Tandem 1-1/4 inch Nylon Roller Assembly, Plain Back, Adjustable, 1 Pack

Roller Material:	Plastic Ball Bearing
Housing Width:	11/16"
Roller Width:	5/16"
Roller Edge Type:	Concave
Housing Length:	3-1/8"
Housing Height:	1-1/32"
Overall Housing Width:	N/A
Mounting Tab Type:	Plain Back




SKU: D-PAFE



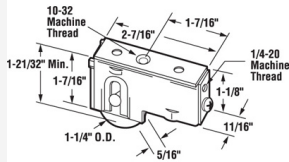
Single 1-1/2 inch Steel Ball Bearing Roller, "F" Tab Style, Adjustable, 1 Pack

Roller Material:	Steel - Ball Bearing
Housing Width:	9/16"
Roller Width:	5/16"
Roller Edge Type:	Concave
Housing Length:	1-1/4"
Housing Height:	1-1/16"
Overall Housing Width:	3/4" at Flare
Mounting Tab Type:	F-Tab




SKU: D-PAFA

Single 1-1/4 inch Steel Roller Assembly,
Ball Bearing, Plain Back Housing, 1 Pack

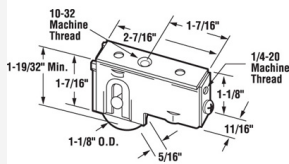


Roller Material:	Steel - Ball Bearing
Housing Width:	11/16"
Roller Width:	5/16"
Roller Edge Type:	Concave
Housing Length:	2-7/16"
Housing Height:	1-1/8"
Overall Housing Width:	3/4" at Flare
Mounting Tab Type:	Plain Back




SKU: D-PAFB

Single 1-1/8 inch Steel Roller Assembly,
Ball Bearing, Plain Back Housing, 1 Pack

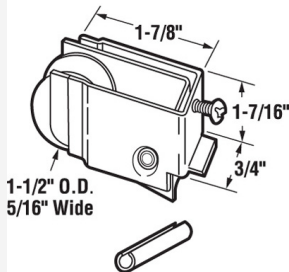


Roller Material:	Steel - Ball Bearing
Housing Width:	11/16"
Roller Width:	5/16"
Roller Edge Type:	Concave
Housing Length:	2-7/16"
Housing Height:	1-1/8"
Overall Housing Width:	3/4" at Flare
Mounting Tab Type:	Plain Back




SKU: D-PAFL

1-1/2 inch Steel Ball Bearing Roller
Assembly, Unique Stamped Steel
Housing, 1 Pack

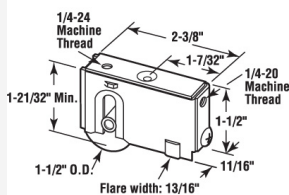


Roller Material:	Steel - Ball Bearing
Housing Width:	3/4"
Roller Width:	5/16"
Roller Edge Type:	Concave
Housing Length:	1-7/8"
Housing Height:	1-7/16"
Overall Housing Width:	N/A
Housing Style:	Unique Housing



SKU: D-PAIE

Single 1-1/2 inch Steel Roller Assembly,
Ball Bearing, Plain Back Housing, 1 Pack

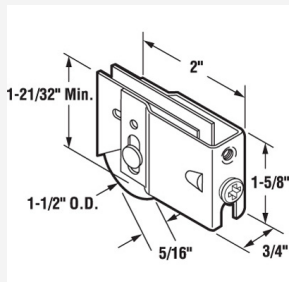


Roller Material:	Steel - Ball Bearing
Housing Width:	11/16"
Roller Width:	5/16"
Roller Edge Type:	Concave
Housing Length:	2-3/8"
Housing Height:	1-1/2"
Overall Housing Width:	13/16" at Flare
Mounting Tab Type:	Plain Back



SKU: D-PAIP

Single 1-1/2 inch Steel Roller Assembly, Ball Bearing, Plain Back Housing, 1 Pack

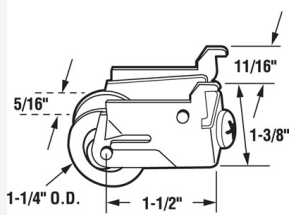


Roller Material:	Steel - Ball Bearing
Housing Width:	3/4"
Roller Width:	5/16"
Roller Edge Type:	Concave
Housing Length:	2"
Housing Height:	1-5/8"
Overall Housing Width:	7/8" at Flare
Mounting Tab Type:	Plain Back



SKU: D-PAIR

Single 1-1/4 inch Steel Roller Assembly, Uniquer Back, Premier Doors, 1 pack

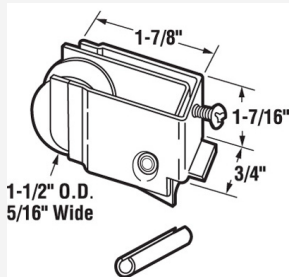


Roller Material:	Steel - Ball Bearing
Housing Width:	11/16"
Roller Width:	5/16"
Roller Edge Type:	Concave
Housing Length:	1-1/2"
Housing Height:	1-3/8"
Overall Housing Width:	N/A
Housing Style:	Unique Housing




SKU: D-PAFL

1-1/2 inch Steel Ball Bearing Roller Assembly, Unique Stamped Steel Housing, 1 Pack

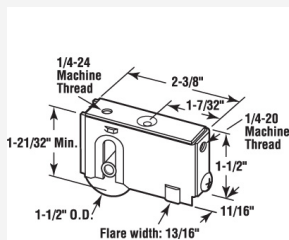


Roller Material:	Steel - Ball Bearing
Housing Width:	3/4"
Roller Width:	5/16"
Roller Edge Type:	Concave
Housing Length:	1-7/8"
Housing Height:	1-7/16"
Overall Housing Width:	N/A
Housing Style:	Unique Housing




SKU: D-PAIE

Single 1-1/2 inch Steel Roller Assembly, Ball Bering, Plain Back Housing, 1 Pack

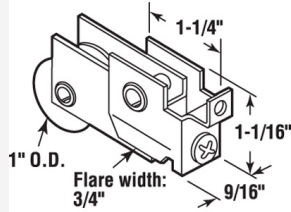


Roller Material:	Steel - Ball Bearing
Housing Width:	11/16"
Roller Width:	5/16"
Roller Edge Type:	Concave
Housing Length:	2-3/8"
Housing Height:	1-1/2"
Overall Housing Width:	13/16" at Flare
Mounting Tab Type:	Plain Back




SKU: D-PAIO

Single 1 inch Steel Ball Bearing Roller, "F" Tab Style, Adjustable, 1 Pack

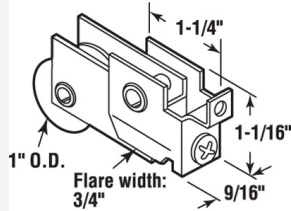


Roller Material:	Steel - Ball Bearing
Housing Width:	9/16"
Roller Width:	5/16"
Roller Edge Type:	Concave
Housing Length:	1-1/4"
Housing Height:	1-1/16"
Overall Housing Width:	3/4" at Flare
Mounting Tab Type:	F-Tab




SKU: D-PAIO-SS

Single 1 inch Stainless Steel Ball Bearing Roller, "F" Tab Style, Adjustable, 1 Pack

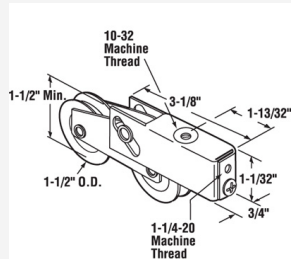


Roller Material:	S.Steel Ball Bearing
Housing Width:	9/16"
Roller Width:	5/16"
Roller Edge Type:	Concave
Housing Length:	1-1/4"
Housing Height:	1-1/16"
Overall Housing Width:	3/4" at Flare
Mounting Tab Type:	F-Tab




SKU: D-PAIF

Tandem 1-1/2 inch Steel Roller Assembly, Plain Back, Adjustable, 1 Pack

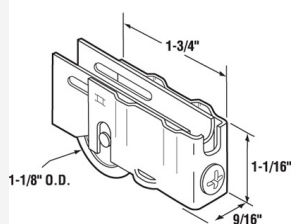


Roller Material:	Steel - Ball Bearing
Housing Width:	3/4"
Roller Width:	N/A
Roller Edge Type:	Concave
Housing Length:	3-1/8"
Housing Height:	1-1/32"
Overall Housing Width:	N/A
Housing Style:	Plain Back




SKU: D-PAII

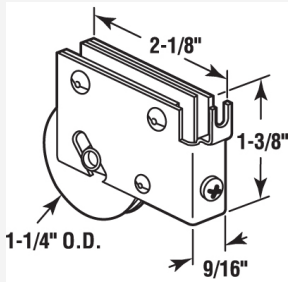
Single 1-1/8 inch Steel Ball Bearing Roller, "U" Back Style, Adjustable, 1 Pack



Roller Material:	Steel - Ball Bearing
Housing Width:	9/16"
Roller Width:	N/A
Roller Edge Type:	Concave
Housing Length:	1-3/4"
Housing Height:	1-1/16"
Overall Housing Width:	25/32" at Flare
Mounting Tab Type:	U-Back




SKU: D-PAIT

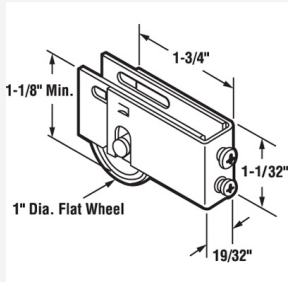


Single 1-1/4 inch Steel Ball Bearing Roller, "C" Tab Style, Adjustable, 1 Pack

Roller Material:	Steel - Ball Bearing
Housing Width:	9/16"
Roller Width:	N/A
Roller Edge Type:	Concave
Housing Length:	2-1/8"
Housing Height:	1-3/8"
Overall Housing Width:	3/4" at Dimples
Mounting Tab Type:	C-Tab




SKU: D-PAIA

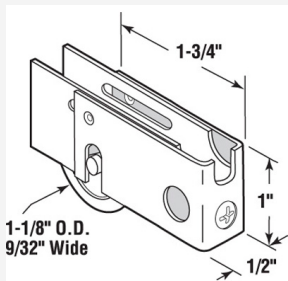


Single 1 inch FLAT Steel Roller Assembly, Ball Bearing, Plain Back Housing, 1 Pack

Roller Material:	Steel - Ball Bearing
Housing Width:	19/32"
Roller Width:	5/16"
Roller Edge Type:	FLAT
Housing Length:	1-3/4"
Housing Height:	1-1/32"
Overall Housing Width:	N/A
Mounting Tab Type:	Plain Back



SKU: D-PAIB

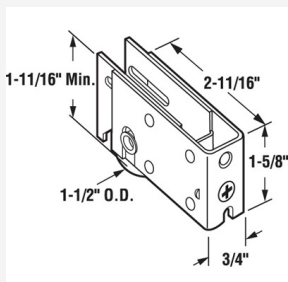


Single 1-1/8 inch Steel Ball Bearing Roller, "U" Back Style, Adjustable, 1 Pack

Roller Material:	Steel - Ball Bearing
Housing Width:	1/2"
Roller Width:	9/32"
Roller Edge Type:	Concave
Housing Length:	1-3/4"
Housing Height:	1"
Overall Housing Width:	N/A
Mounting Tab Type:	U-Back




SKU: D-PAIL



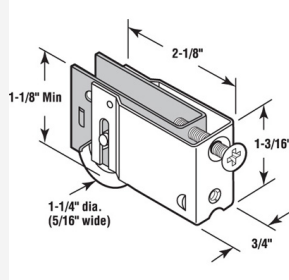
Single 1-1/2 inch Steel Roller Assembly, Ball Bearing, Plain Back Housing, 1 Pack

Roller Material:	Steel - Ball Bearing
Housing Width:	3/4"
Roller Width:	N/A
Roller Edge Type:	Concave
Housing Length:	2-11/16"
Housing Height:	1-5/8"
Overall Housing Width:	13/16" at Dimples
Mounting Tab Type:	Plain Back



SKU: D-PATR

Single 1-1/4 inch Steel Roller Assembly,
Ball Bearing, Plain Back Housing, 1 Pack



Roller Material: Steel - Ball Bearing

Housing Width: 3/4"

Roller Width: 5/16"

Roller Edge Type: Concave

Housing Length: 2-1/8"

Housing Height: 1-3/16"

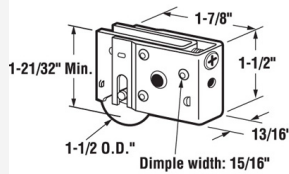
Overall Housing Width: 7/8" at Flare

Mounting Tab Type: Plain Back



SKU: D-PATO

Single 1-1/2 inch Steel Roller Assembly,
Ball Bearing, Plain Back Housing, 1 Pack



Roller Material: Steel - Ball Bearing

Housing Width: 13/16"

Roller Width: N/A

Roller Edge Type: Concave

Housing Length: 1-7/8"

Housing Height: 1-1/2"

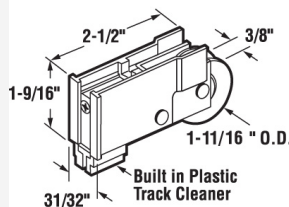
Overall Housing Width: 15/16" at Dimples

Mounting Tab Type: Plain Back



SKU: D-PATF

Single 1-11/16 inch Nylon Roller
Assembly, Track Cleaner, Unique Back
Housing, 1 Pack



Roller Material: Plastic Ball Bearing

Housing Width: 31/32"

Roller Width: 3/8"

Roller Edge Type: Concave

Housing Height: 1-9/16"

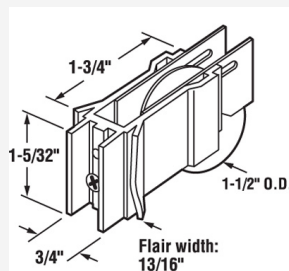
Overall Housing Width: N/A

Housing Style: Unique Housing



SKU: D-PATA

Single 1-1/2 inch Steel Roller Assembly,
Ball Bearing, Unique Back Housing, 1
Pack



Roller Material: Steel - Ball Bearing

Housing Width: 3/4"

Roller Width: N/A

Roller Edge Type: Concave

Housing Length: 2-11/16"

Housing Height: 1-5/8"

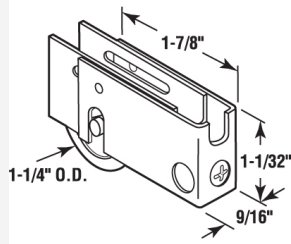
Overall Housing Width: 13/16" at Dimples

Housing Style: Unique Housing



SKU: D-PATB

Single 1-1/4 inch Steel Ball Bearing Roller, "U" Back Style, Adjustable, 1 Pack

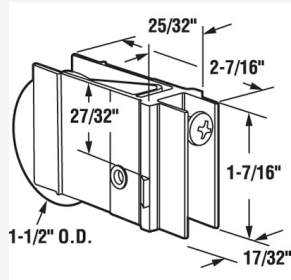


Roller Material:	Steel - Ball Bearing
Housing Width:	9/16"
Roller Width:	9/32"
Roller Edge Type:	Concave
Housing Length:	1-3/4"
Housing Height:	1"
Overall Housing Width:	N/A
Mounting Tab Type:	U-Back




SKU: D-PATL

Single 1-1/2 inch Nylon Roller Assembly, Ball Bearing, Unique Back Housing, 1 Pack

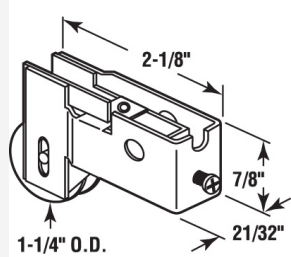


Roller Material:	Plastic Ball Bearing
Housing Width:	17/32"
Roller Width:	5/16"
Roller Edge Type:	Concave
Housing Length:	2-7/16"
Housing Height:	1-7/16"
Overall Housing Width:	25/32" at Flare
Housing Style:	Unique Housing



SKU: D-PAAP

Single 1-1/4 inch Nylon Ball Bearing Roller, "U" Back Style, Adjustable, 1 Pack

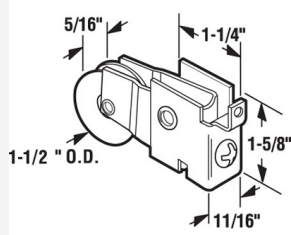


Roller Material:	Plastic Ball Bearing
Housing Width:	21/32"
Roller Width:	5/16"
Roller Edge Type:	Concave
Housing Length:	2-1/8"
Housing Height:	7/8"
Overall Housing Width:	N/A
Mounting Tab Type:	U-Back




SKU: D-PAAR

Single 1-1/2 inch Steel Ball Bearing Roller, "F" Tab Style, Adjustable, 1 Pack

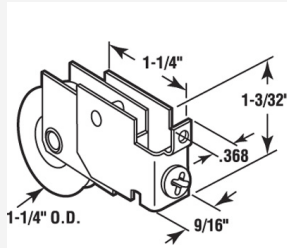


Roller Material:	Steel - Ball Bearing
Housing Width:	11/16"
Roller Width:	5/16"
Roller Edge Type:	Concave
Housing Length:	1-1/4"
Housing Height:	1-5/8"
Overall Housing Width:	23/32" at Axle
Mounting Tab Type:	F-Tab



SKU: D-PAAO

Single 1-1/4 inch Steel Ball Bearing Roller, "F" Tab Style, Adjustable, 1 Pack

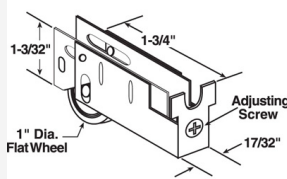


Roller Material:	Steel - Ball Bearing
Housing Width:	9/16"
Roller Width:	5/16"
Roller Edge Type:	Concave
Housing Length:	1-1/4"
Housing Height:	1-3/32"
Overall Housing Width:	N/A
Mounting Tab Type:	F-Tab



SKU: D-PAAF

Single 1-1/2 inch FLAT Steel Ball Bearing Roller, "U" Back Style, Adjustable, 1 Pack

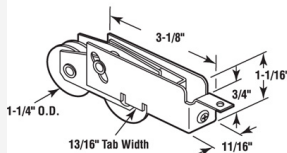


Roller Material:	Steel - Ball Bearing
Housing Width:	17/32"
Roller Width:	N/A
Roller Edge Type:	FLAT
Housing Length:	1-3/4"
Housing Height:	1-3/32"
Overall Housing Width:	19/32" at Dimples
Mounting Tab Type:	U-Back




SKU: D-PAAI

1-1/4 inch Steel Ball Bearing Tandem Roller Assembly, B-Tab, 1 Pack

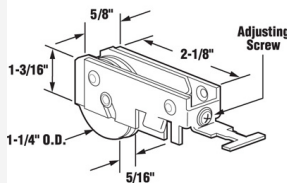


Roller Material:	Steel - Ball Bearing
Housing Width:	11/16"
Roller Width:	N/A
Roller Edge Type:	Concave
Housing Length:	3-1/8"
Housing Height:	1-1/16"
Overall Housing Width:	13/16" at Flare
Mounting Tab Type:	B-Tab




SKU: D-PAAA

Single 1-1/4 inch Nylon Ball Bearing Assembly, "K" Tab Style, Adjustable, 1 Pack

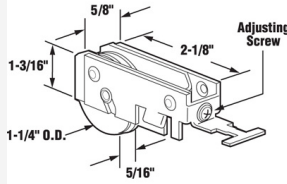


Roller Material:	Plastic Ball Bearing
Housing Width:	5/8"
Roller Width:	5/16"
Roller Edge Type:	Concave
Housing Length:	2-1/8"
Housing Height:	1-3/16"
Overall Housing Width:	3/4" at Dimples
Mounting Tab Type:	K-Tab




SKU: D-PAAB

Single 1-1/4 inch Stainless Roller, Aluminum Housing, "K" Tab, Adjustable, 1 Pack

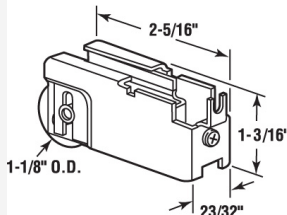


Roller Material:	S.Steel Ball Bearing
Housing Width:	5/8"
Roller Width:	5/16"
Roller Edge Type:	Concave
Housing Length:	2-1/8"
Housing Height:	1-3/16"
Overall Housing Width:	3/4" at Flare
Mounting Tab Type:	K-Tab



SKU: D-PAAL

Single 1-1/8 inch Steel Ball Bearing Roller, "C" Tab Style, Adjustable, 1 Pack

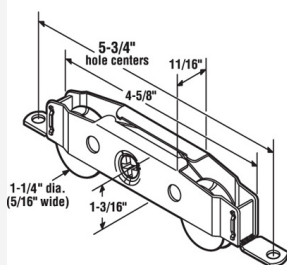


Roller Material:	Steel - Ball Bearing
Housing Width:	23/32"
Roller Width:	5/16"
Roller Edge Type:	Concave
Housing Length:	2-5/16"
Housing Height:	1-3/16"
Overall Housing Width:	N/A
Mounting Tab Type:	C-Tab




SKU: D-PABE

Tandem 1-1/4 inch Stainless Roller Assembly, Ball Bearing, Adjustable, 1 Pack

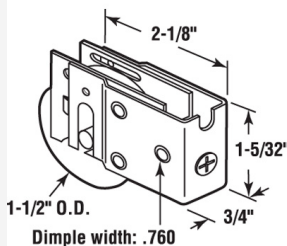


Roller Material:	S.Steel Ball Bearing
Housing Width:	11/16"
Roller Width:	5/16"
Roller Edge Type:	Concave
Housing Length:	4-5/8"
Housing Height:	1-3/16"
Overall Housing Width:	N/A
Housing Style:	Unique Housing



SKU: D-PABP

Single 1-1/2 inch Steel Ball Bearing Roller, "U" Back Style, Adjustable, 1 Pack

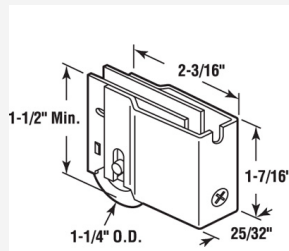


Roller Material:	Steel - Ball Bearing
Housing Width:	23/32"
Roller Width:	N/A
Roller Edge Type:	Concave
Housing Length:	2-1/8"
Housing Height:	1-5/32"
Overall Housing Width:	25/32" at Dimples
Mounting Tab Type:	U-Back



SKU: D-PABR

Single 1-1/4 inch Steel Ball Bearing Roller, "U" Back Style, Adjustable, 1 Pack

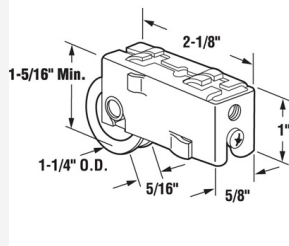


Roller Material:	Steel - Ball Bearing
Housing Width:	25/32"
Roller Width:	N/A
Roller Edge Type:	Concave
Housing Length:	2-3/16"
Housing Height:	1-7/16"
Overall Housing Width:	N/A
Mounting Tab Type:	U-Back



SKU: D-PABI

Single 1-1/4 inch Steel Roller Assembly, Ball Bearing, Plain Back Housing, 1 Pack

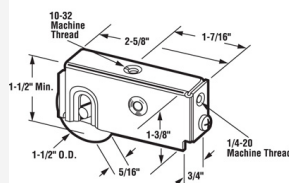


Roller Material:	Steel - Ball Bearing
Housing Width:	5/8"
Roller Width:	5/16"
Roller Edge Type:	Concave
Housing Length:	2-1/8"
Housing Height:	1"
Overall Housing Width:	3/4" at Flare
Mounting Tab Type:	Plain Back




SKU: D-PABT

Single 1-1/2 inch Nylon Roller Assembly, Ball Bearing, Plain Back Housing, 1 Pack

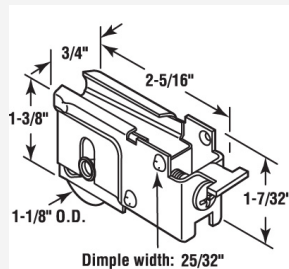


Roller Material:	Plastic Ball Bearing
Housing Width:	3/4"
Roller Width:	5/16"
Roller Edge Type:	Concave
Housing Length:	2-5/8"
Housing Height:	1-3/8"
Overall Housing Width:	N/A
Mounting Tab Type:	Plain Back




SKU: D-PABB

Single 1-1/8 inch Steel Ball Bearing Roller, "K" Tab Style, Adjustable, 1 Pack

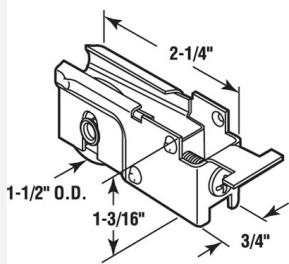


Roller Material:	Steel - Ball Bearing
Housing Width:	3/4"
Roller Width:	N/A
Roller Edge Type:	Concave
Housing Length:	2-5/16"
Housing Height:	1-7/32"
Overall Housing Width:	25/32" at Dimples
Mounting Tab Type:	K-Tab




SKU: D-PABL

Single 1-1/2 inch Nylon Ball Bearing Roller, "K" Tab Style, Adjustable, 1 Pack

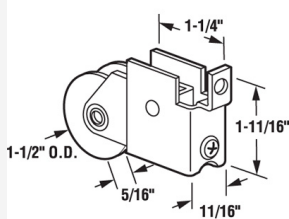


Roller Material:	Plastic Ball Bearing
Housing Width:	3/4"
Roller Width:	5/16"
Roller Edge Type:	Concave
Housing Length:	2-1/4"
Housing Height:	1-3/16"
Overall Housing Width:	13/16" at Dimples
Mounting Tab Type:	K-Tab




SKU: D-PALE

Single 1-1/2 inch Steel Ball Bearing Roller, "F" Tab Style, Adjustable, 1 Pack

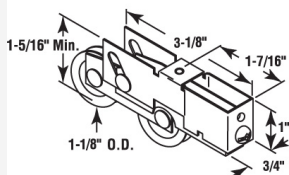


Roller Material:	Steel - Ball Bearing
Housing Width:	11/16"
Roller Width:	5/16"
Roller Edge Type:	Concave
Housing Length:	1-1/4"
Housing Height:	1-11/16"
Overall Housing Width:	N/A
Mounting Tab Type:	F-Tab




SKU: D-PALP

1-1/8 inch Steel Ball Bearing Tandem Roller Assembly, Plain Back, 1 Pack

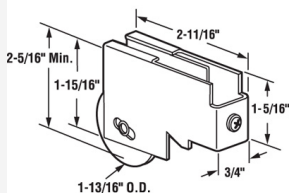


Roller Material:	Steel - Ball Bearing
Housing Width:	3/4"
Roller Width:	5/16"
Roller Edge Type:	Concave
Housing Length:	3-1/8"
Housing Height:	1"
Overall Housing Width:	N/A
Mounting Tab Type:	Plain Back




SKU: D-PALO

1-13/16 inch Steel Ball Bearing Roller Assembly, Unique Steel Housing, 1 Pack

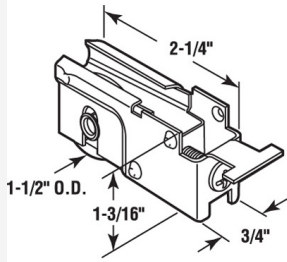


Roller Material:	Steel - Ball Bearing
Housing Width:	3/4"
Roller Width:	13/32"
Roller Edge Type:	Concave
Housing Length:	2-11/16"
Housing Height:	1-15/16"
Overall Housing Width:	N/A
Mounting Tab Type:	Plain Back




SKU: D-PALF

Single 1-1/4 inch Steel Roller Assembly,
Ball Bearing, Diecast Plain Back, 1 Pack

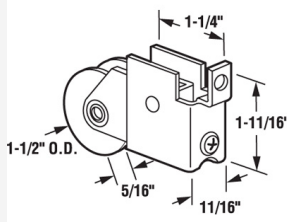


Roller Material:	Steel - Ball Bearing
Housing Width:	1/2"
Roller Width:	N/A
Roller Edge Type:	Concave
Housing Length:	1-9/16"
Housing Height:	1"
Overall Housing Width:	N/A
Housing Style:	Unique Housing




SKU: D-PBEI

Single 1-1/2 inch Nylon Roller Assembly,
Ball Bearing, Plain Back Housing, 1 Pack

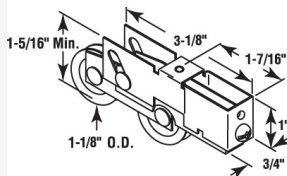


Roller Material:	Plastic Ball Bearing
Housing Width:	N/A
Roller Width:	5/16"
Roller Edge Type:	Concave
Housing Length:	1-1/4"
Housing Height:	1-5/16"
Overall Housing Width:	15/16" at Flare
Mounting Tab Type:	Plain Back




SKU: D-PBEB

1-1/4 inch Steel Ball Bearing Tandem
Roller Assembly, Plain Back, 1 Pack

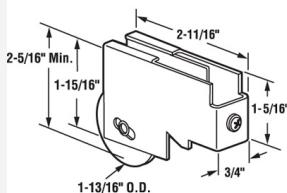


Roller Material:	Steel - Ball Bearing
Housing Width:	3/4"
Roller Width:	N/A
Roller Edge Type:	Concave
Housing Length:	3-1/8"
Housing Height:	1"
Overall Housing Width:	N/A
Mounting Tab Type:	Plain Back




SKU: D-PBPE

Single 1-1/2 inch Nylon Roller Assembly,
Plain Back, Diecast, 1 Pack

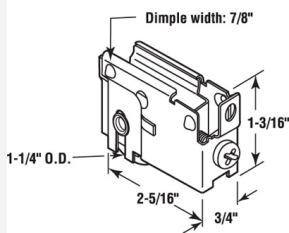


Roller Material:	Plastic Ball Bearing
Housing Width:	11/16"
Roller Width:	5/16"
Roller Edge Type:	Concave
Housing Length:	2-5/8"
Housing Height:	1"
Overall Housing Width:	N/A
Housing Style:	Unique Housing




SKU: D-PBPP

Single 1-1/4 inch Steel Ball Bearing Roller, "F" Tab Style, Adjustable, 1 Pack

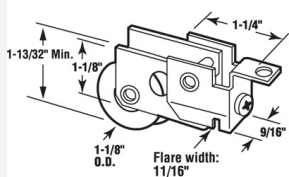


Roller Material:	Steel - Ball Bearing
Housing Width:	3/4"
Roller Width:	N/A
Roller Edge Type:	Concave
Housing Length:	2-5/16"
Housing Height:	1-3/16"
Overall Housing Width:	7/8" at Dimples
Mounting Tab Type:	F-Tab



SKU: D-PBPR

Single 1-1/8 inch Steel Ball Bearing Roller, Reversed "F" Tab, Adjustable, 1 Pack

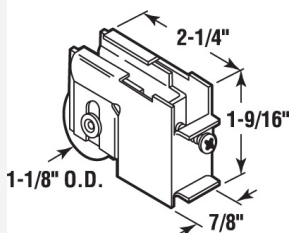


Roller Material:	Steel - Ball Bearing
Housing Width:	9/16"
Roller Width:	5/16"
Roller Edge Type:	Concave
Housing Length:	1-1/4"
Housing Height:	1-1/8"
Overall Housing Width:	N/A
Mounting Tab Type:	B-Tab




SKU: D-PBPO

1-1/8 inch Steel Ball Bearing Roller Assembly, Unique Stamped Steel Housing, 1 Pack

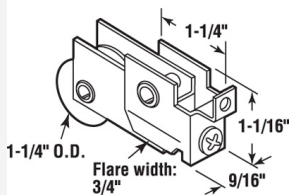


Roller Material:	Steel - Ball Bearing
Housing Width:	7/8"
Roller Width:	N/A
Roller Edge Type:	Concave
Housing Length:	2-1/4"
Housing Height:	1-9/16"
Overall Housing Width:	N/A
Housing Style:	Unique Housing



SKU: D-PBPI

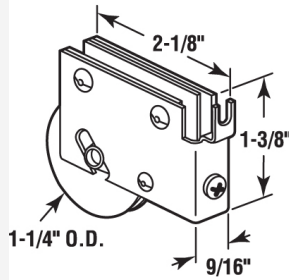
Single 1-1/4 inch Nylon Ball Bearing Roller, "F" Tab Style, Adjustable, 1 Pack



Roller Material:	Plastic Ball Bearing
Housing Width:	9/16"
Roller Width:	5/16"
Roller Edge Type:	Concave
Housing Length:	1-1/4"
Housing Height:	1-1/16"
Overall Housing Width:	3/4" at Flare
Mounting Tab Type:	F-Tab



SKU: D-PBPA

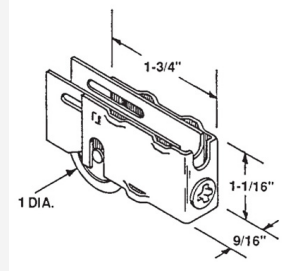


Single 1-1/4 inch Nylon Ball Bearing Roller, "C" Tab Style, Adjustable, 1 Pack

Roller Material:	Plastic Ball Bearing
Housing Width:	9/16"
Roller Width:	5/16"
Roller Edge Type:	Concave
Housing Length:	2-1/8"
Housing Height:	1-3/8"
Overall Housing Width:	N/A
Mounting Tab Type:	C-Tab



SKU: D-PBPB

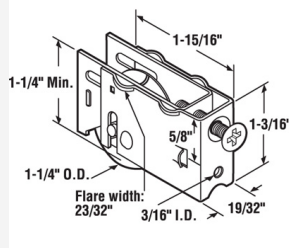


Single 1 inch FLAT Steel Ball Bearing Roller, "U" Back Style, Adjustable, 1 Pack

Roller Material:	Steel - Ball Bearing
Housing Width:	9/16"
Roller Width:	1/4"
Roller Edge Type:	Concave
Housing Length:	1-3/4"
Housing Height:	1-1/16"
Overall Housing Width:	3/4" at Flare
Mounting Tab Type:	U-Back




SKU: D-PBRE

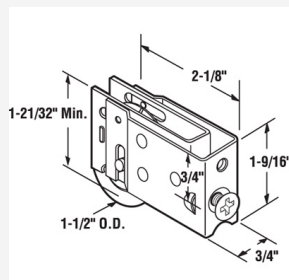


Single 1-1/4 inch Steel Roller Assembly, Ball Bearing, Plain Back Housing, 1 Pack

Roller Material:	Steel - Ball Bearing
Housing Width:	19/32"
Roller Width:	5/16"
Roller Edge Type:	Concave
Housing Length:	1-15/16"
Housing Height:	1-3/16"
Overall Housing Width:	23/32" at Flare
Mounting Tab Type:	Plain Back

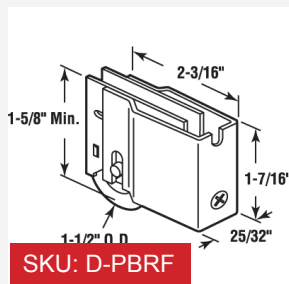


SKU: D-PBRR



Single 1-1/2 inch Steel Roller Assembly, Ball Bearing, Plain Back Housing, 1 Pack

Roller Material:	Steel - Ball Bearing
Housing Width:	3/4"
Roller Width:	5/16"
Roller Edge Type:	Concave
Housing Length:	2-1/8"
Housing Height:	1-9/16"
Overall Housing Width:	27/32" at Flare
Mounting Tab Type:	Plain Back



Single 1-1/2 inch Steel Ball Bearing Roller, "U" Back Style, Adjustable, 1 Pack

Roller Material:	Steel - Ball Bearing
Housing Width:	25/32"
Roller Width:	5/16"
Roller Edge Type:	Concave
Housing Length:	2-3/16"
Housing Height:	1-7/16"
Overall Housing Width:	N/A
Mounting Tab Type:	Plain Back



Single 1-1/2 inch Steel Roller Assembly, Diecast Plain Back Housing, 1 Pack

Roller Material:	Steel - Ball Bearing
Housing Width:	11/16"
Roller Width:	5/16"
Roller Edge Type:	Concave
Housing Length:	2-5/8"
Housing Height:	1"
Overall Housing Width:	N/A
Housing Style:	Unique Housing



Single 1-1/2 inch Steel Roller Assembly, Ball Bearing, Plain Back Housing, 1 Pack

Roller Material:	Steel - Ball Bearing
Housing Width:	3/4"
Roller Width:	5/16"
Roller Edge Type:	Concave
Housing Length:	2-1/8"
Housing Height:	1-5/32"
Overall Housing Width:	7/8" at Flare
Mounting Tab Type:	Plain Back



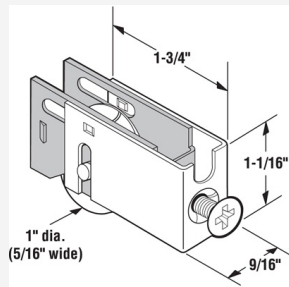
Single 1-1/2 inch Steel Roller Assembly, Ball Bearing, Plain Back Housing, 1 Pack

Roller Material:	Steel - Ball Bearing
Housing Width:	3/4"
Roller Width:	5/16"
Roller Edge Type:	Concave
Housing Length:	2-1/8"
Housing Height:	1-7/16"
Overall Housing Width:	13/16" at Flare
Mounting Tab Type:	Plain Back



SKU: D-PBRL

Single 1 inch Steel Ball Bearing Roller, "U"
Back Style, Adjustable, 1 Pack

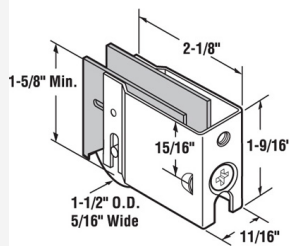


Roller Material:	Steel - Ball Bearing
Housing Width:	9/16"
Roller Width:	5/16"
Roller Edge Type:	Concave
Housing Length:	1-3/4"
Housing Height:	1-1/16"
Overall Housing Width:	N/A
Mounting Tab Type:	U-Back




SKU: D-PBOE

Single 1-1/2 inch Steel Roller Assembly,
Ball Bearing, Plain Back Housing, 1 Pack

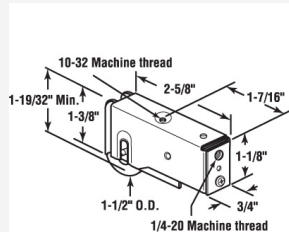


Roller Material:	Steel - Ball Bearing
Housing Width:	11/16"
Roller Width:	5/16"
Roller Edge Type:	Concave
Housing Length:	2-1/8"
Housing Height:	1-9/16"
Overall Housing Width:	7/8" at Flare
Mounting Tab Type:	Plain Back




SKU: D-PBOP

D 1831 - Single 1-1/2 inch Steel Roller
Assembly, Ball Bearing, Plain Back
Housing, 1 Pack

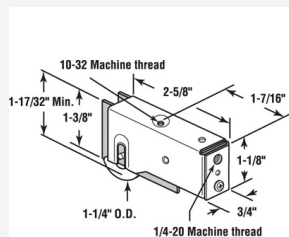


Roller Material:	Steel - Ball Bearing
Housing Width:	3/4"
Roller Width:	5/16"
Roller Edge Type:	Concave
Housing Length:	2-5/8"
Housing Height:	1-1/8"
Overall Housing Width:	N/A
Mounting Tab Type:	Plain Back




SKU: D-PBOR

Single 1-1/4 inch Steel Roller Assembly,
Ball Bearing, Plain Back Housing, 1 Pack

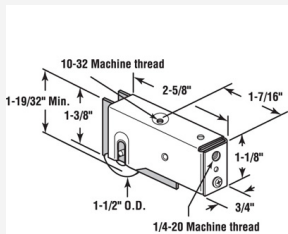


Roller Material:	Steel - Ball Bearing
Housing Width:	3/4"
Roller Width:	5/16"
Roller Edge Type:	Concave
Housing Length:	2-5/8"
Housing Height:	1-1/8"
Overall Housing Width:	N/A
Mounting Tab Type:	Plain Back



SKU: D-PBOO

Single 1-1/2 inch Nylon Roller Assembly, Ball Bearing, Plain Back Housing, 1 Pack

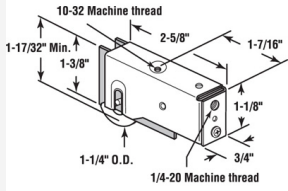


Roller Material:	Plastic Ball Bearing
Housing Width:	3/4"
Roller Width:	5/16"
Roller Edge Type:	Concave
Housing Length:	2-5/8"
Housing Height:	1-1/8"
Overall Housing Width:	N/A
Mounting Tab Type:	Plain Back



SKU: D-PBOF

Single 1-1/4 inch Nylon Roller Assembly, Ball Bearing, Plain Back Housing, 1 Pack

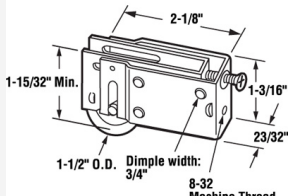


Roller Material:	Plastic Ball Bearing
Housing Width:	3/4"
Roller Width:	5/16"
Roller Edge Type:	Concave
Housing Length:	2-5/8"
Housing Height:	1-7/16"
Overall Housing Width:	N/A
Mounting Tab Type:	Plain Back




SKU: D-PBOI

Single 1-1/2 inch Steel Roller Assembly, Ball Bearing, Plain Back Housing, 1 Pack

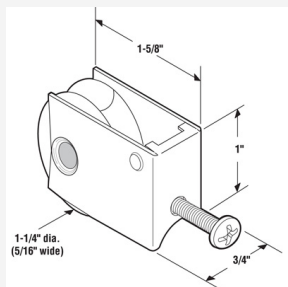


Roller Material:	Steel - Ball Bearing
Housing Width:	23/32"
Roller Width:	5/16"
Roller Edge Type:	Concave
Housing Length:	2-1/8"
Housing Height:	1-3/16"
Overall Housing Width:	29/32" at Flare
Mounting Tab Type:	Plain Back




SKU: D-PBOT

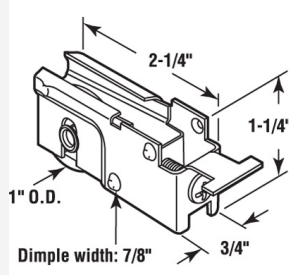
Single 1-1/4 inch Steel Ball Bearing Roller, Inner Housing Only, 1 Pack



Roller Material:	Steel - Ball Bearing
Housing Width:	3/4"
Roller Width:	5/16"
Roller Edge Type:	Concave
Housing Length:	1-5/8"
Housing Height:	1"
Overall Housing Width:	N/A
Housing Style:	Unique Housing




SKU: D-PBOA

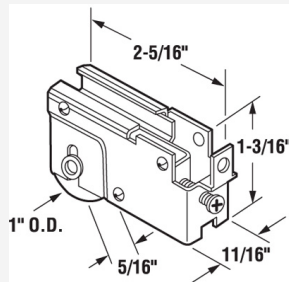


Single 1 inch Steel Ball Bearing Roller, "K"
Tab Style, Adjustable, 1 Pack

Roller Material:	Plastic Ball Bearing
Housing Width:	3/4"
Roller Width:	5/16"
Roller Edge Type:	Concave
Housing Length:	2-1/4"
Housing Height:	1-1/4"
Overall Housing Width:	7/8" at Dimples
Mounting Tab Type:	K-Tab




SKU: D-PBFE

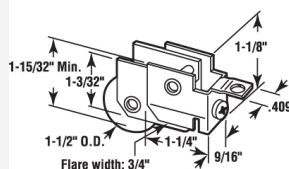


Single 1 inch Steel Ball Bearing Roller, "F"
Tab Style, Adjustable, 1 Pack

Roller Material:	Plastic Ball Bearing
Housing Width:	23/32"
Roller Width:	5/16"
Roller Edge Type:	Concave
Housing Length:	2-5/16"
Housing Height:	1-3/16"
Overall Housing Width:	13/16" at Dimples
Mounting Tab Type:	F-Tab




SKU: D-PBFP

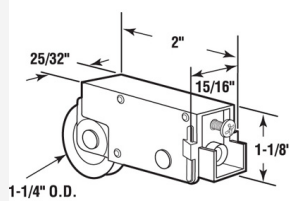


Single 1-1/2 inch Steel Ball Bearing
Roller, "B" Tab Style, Adjustable, 1 Pack

Roller Material:	Steel - Ball Bearing
Housing Width:	9/16"
Roller Width:	5/16"
Roller Edge Type:	Concave
Housing Length:	1-5/16"
Housing Height:	1-1/8"
Overall Housing Width:	11/16" at Flare
Mounting Tab Type:	B-Tab




SKU: D-PBFR



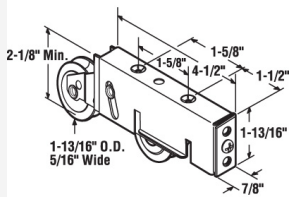
Single 1-1/4 inch Steel Roller Assembly,
Acorn Diecast Unique Housing, 1 Pack

Roller Material:	Plastic Ball Bearing
Housing Width:	25/32"
Roller Width:	N/A
Roller Edge Type:	Concave
Housing Length:	2"
Housing Height:	1-1/8"
Overall Housing Width:	15/16" at Flare
Housing Style:	Unique Housing



SKU: D-PBFO

Tandem 1-13/16 inch Steel Ball Bearing Roller, Plain Back Housing, 1 Pack

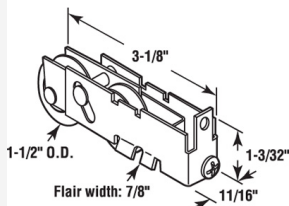


Roller Material:	Steel - Ball Bearing
Housing Width:	7/8"
Roller Width:	5/16"
Roller Edge Type:	Concave
Housing Length:	4-1/2"
Housing Height:	1-13/16"
Overall Housing Width:	N/A
Mounting Tab Type:	Plain Back



SKU: D-PBFF

1-1/2 inch Steel Ball Bearing Tandem Roller Assembly, E-Tab, 1 Pack

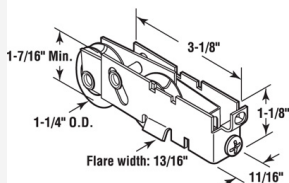


Roller Material:	Steel - Ball Bearing
Housing Width:	11/16"
Roller Width:	3/8"
Roller Edge Type:	Concave
Housing Length:	3-1/8"
Housing Height:	1-3/32"
Overall Housing Width:	7/8" at Flare
Mounting Tab Type:	E-Tab



SKU: D-PBFI

1-1/4 inch Nylon Ball Bearing Tandem Roller Assembly, F-Tab, 1 Pack

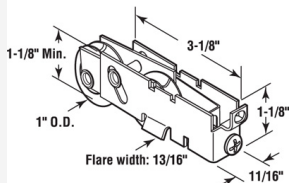


Roller Material:	Steel - Ball Bearing
Housing Width:	11/16"
Roller Width:	5/16"
Roller Edge Type:	Concave
Housing Length:	3-1/8"
Housing Height:	1-1/8"
Overall Housing Width:	13/16" at Flare
Mounting Tab Type:	F-Tab



SKU: D-PBFT

1 inch Steel Ball Bearing Tandem Roller Assembly, F-Tab, 1 Pack

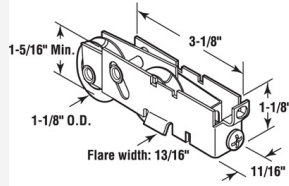


Roller Material:	Steel - Ball Bearing
Housing Width:	11/16"
Roller Width:	N/A
Roller Edge Type:	Concave
Housing Length:	3-1/8"
Housing Height:	1-1/8"
Overall Housing Width:	13/16" at Flare
Mounting Tab Type:	F-Tab



SKU: D-PBFA

1-1/8 inch Steel Ball Bearing Tandem Roller Assembly, F-Tab, 1 Pack

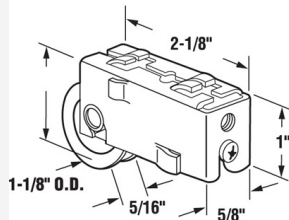


Roller Material:	Steel - Ball Bearing
Housing Width:	11/16"
Roller Width:	5/16"
Roller Edge Type:	Concave
Housing Length:	3-1/8"
Housing Height:	1-1/8"
Overall Housing Width:	13/16" at Flare
Mounting Tab Type:	F-Tab




SKU: D-PBFB

Single 1-1/8 inch Steel Roller Assembly, Ball Bearing, Plain Back Housing, 1 Pack

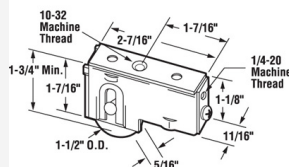


Roller Material:	Steel - Ball Bearing
Housing Width:	5/8"
Roller Width:	5/16"
Roller Edge Type:	Concave
Housing Length:	2-1/8"
Housing Height:	1"
Overall Housing Width:	3/4" at Flare
Mounting Tab Type:	Plain Back



SKU: D-PBFL

Single 1-1/4 inch Nylon Roller Assembly, Ball Bearing, Plain Back Housing, 1 Pack

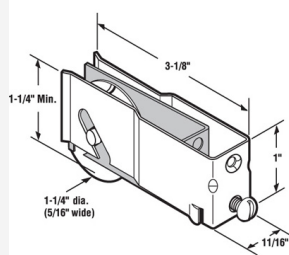


Roller Material:	Plastic Ball Bearing
Housing Width:	11/16"
Roller Width:	5/16"
Roller Edge Type:	Concave
Housing Length:	2-7/16"
Housing Height:	1-1/8"
Overall Housing Width:	13/16" at Flare
Mounting Tab Type:	Plain Back



SKU: D-PBIE

Single 1-1/4 inch Steel Roller Assembly, Ball Bearing, Plain Back Housing, 1 Pack

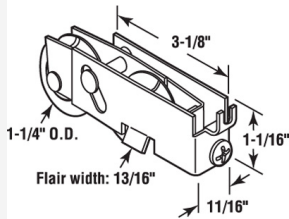


Roller Material:	Steel - Ball Bearing
Housing Width:	11/16"
Roller Width:	5/16"
Roller Edge Type:	Concave
Housing Length:	3-1/8"
Housing Height:	1"
Overall Housing Width:	25/32" at Flare
Mounting Tab Type:	Plain Back



SKU: D-PBIR

1-1/4 inch Nylon Ball Bearing Tandem Roller Assembly, C-Tab, 1 Pack

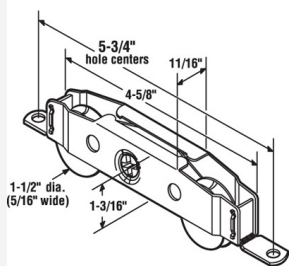


Roller Material:	Plastic Ball Bearing
Housing Width:	11/16"
Roller Width:	5/16"
Roller Edge Type:	Concave
Housing Length:	3-1/8"
Housing Height:	1-1/8"
Overall Housing Width:	13/16" at Flare
Mounting Tab Type:	F-Tab




SKU: D-PBII

Unique Housing Tandem 1-1/2 inch Nylon Roller Assembly, Adjustable, 1 Pack

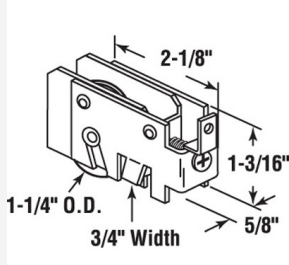


Roller Material:	Plastic Ball Bearing
Housing Width:	11/16"
Roller Width:	5/16"
Roller Edge Type:	Concave
Housing Length:	4-5/8"
Housing Height:	1-3/16"
Overall Housing Width:	N/A
Mounting Tab Type:	Unique



SKU: D-PBIT

Single 1-1/4 inch Steel Ball Bearing Roller, "F" Tab Style, Adjustable, 1 Pack

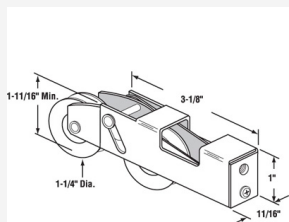


Roller Material:	Steel - Ball Bearing
Housing Width:	5/8"
Roller Width:	N/A
Roller Edge Type:	Concave
Housing Length:	3-1/8"
Housing Height:	1-1/16"
Overall Housing Width:	13/16" at Flare
Mounting Tab Type:	C-Tab




SKU: D-PBIB

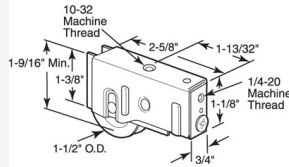
1-1/4 inch Steel Ball Bearing Tandem Roller Assembly, Plain Back, 1 Pack



Roller Material:	Steel - Ball Bearing
Housing Width:	11/16"
Roller Width:	N/A
Roller Edge Type:	Concave
Housing Length:	3-1/8"
Housing Height:	1"
Overall Housing Width:	N/A
Mounting Tab Type:	Plain Back



SKU: D-PBTE



Single 1-1/2 inch Steel Roller Assembly,
Ball Bearing, Plain Back Housing, 1 Pack

Roller Material: Steel - Ball Bearing

Housing Width: 3/4"

Roller Width: 5/16"


Roller Edge Type: Concave

Housing Length: 2-5/8"

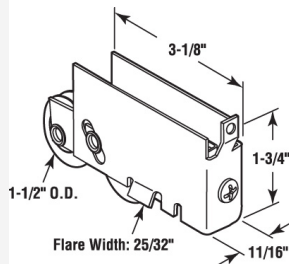
Housing Height: 1-1/8"

Overall Housing Width: 13/16" at Flare

Mounting Tab Type: Plain Back



SKU: D-PBTR



Tandem 1-1/2 inch Steel Ball Bearing
Roller, Stamped Steel, "S" Tab, 1 Pack

Roller Material: Steel - Ball Bearing

Housing Width: 11/16"

Roller Width: N/A


Roller Edge Type: Concave

Housing Length: 3-1/8"

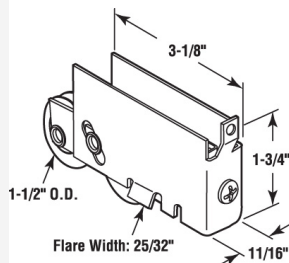
Housing Height: 1-3/4"

Overall Housing Width: 25/32" at Flare

Mounting Tab Type: S-Tab



SKU: D-PBTR-SS



Tandem 1-1/2 inch Stainless Steel Roller
Assembly, "S" Tab, 1 Pack

Roller Material: S.Steel Ball Bearing

Housing Width: 11/16"

Roller Width: N/A


Roller Edge Type: Concave

Housing Length: 3-1/8"

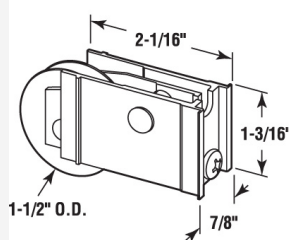
Housing Height: 1-3/4"

Overall Housing Width: 25/32" at Flare

Housing Style: S-Tab



SKU: D-PBTO



Single 1-1/2 inch Steel Roller Assembly,
Ball Bearig, Unique Back Housing, 1 Pack

Roller Material: Steel - Ball Bearing

Housing Width: 7/8"

Roller Width: N/A

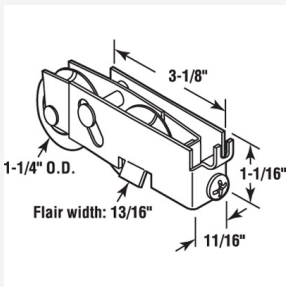
Roller Edge Type: Concave

Housing Length: 2-1/16"

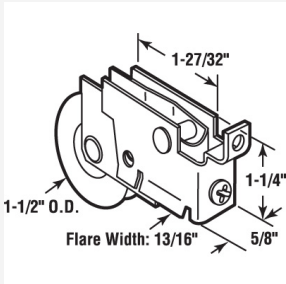
Housing Height: 1-3/16"

Overall Housing Width: N/A

Housing Style: Unique Housing

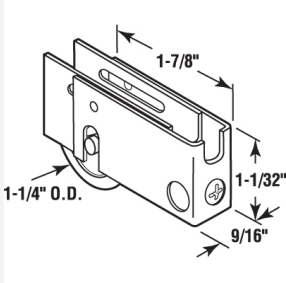


Roller Material:	Steel - Ball Bearing
Housing Width:	11/16"
Roller Width:	N/A
Roller Edge Type:	Concave
Housing Length:	3-1/8"
Housing Height:	1-1/16"
Overall Housing Width:	13/16" at Flare
Mounting Tab Type:	C-Tab



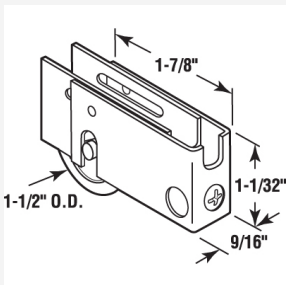
Single 1-1/2 inch Nylon Ball Bearing Roller, "F" Tab Style, Adjustable, 1 Pack

Roller Material:	Plastic Ball Bearing
Housing Width:	5/8"
Roller Width:	N/A
Roller Edge Type:	Concave
Housing Length:	1-27/32"
Housing Height:	1-1/4"
Overall Housing Width:	11/16" at Flare
Mounting Tab Type:	F-Tab



Single 1-1/4 inch Nylon Ball Bearing Roller, "U" Back Style, Adjustable, 1 Pack

Roller Material:	Plastic Ball Bearing
Housing Width:	9/16"
Roller Width:	9/32"
Roller Edge Type:	Concave
Housing Length:	1-3/4"
Housing Height:	1"
Overall Housing Width:	N/A
Mounting Tab Type:	U-Back



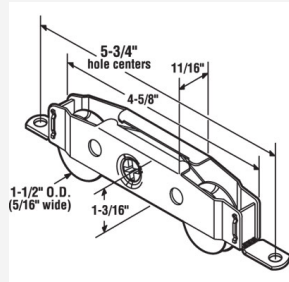
Single 1-1/2 inch Nylon Ball Bearing Roller, "U" Back Style, Adjustable, 1 Pack

Roller Material:	Plastic Ball Bearing
Housing Width:	9/16"
Roller Width:	9/32"
Roller Edge Type:	Concave
Housing Length:	1-3/4"
Housing Height:	1"
Overall Housing Width:	N/A
Mounting Tab Type:	U-Back




SKU: D-PBAT

Tandem 1-1/2 inch Steel Roller Assembly,
Unique Housing, Adjustable, 1 Pack

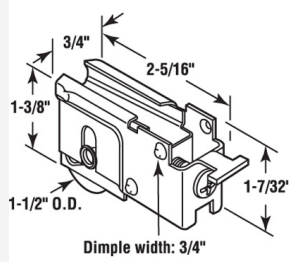


Roller Material:	S.Steel Ball Bearing
Housing Width:	11/16"
Roller Width:	5/16"
Roller Edge Type:	Concave
Housing Length:	4-5/8"
Housing Height:	1-3/16"
Overall Housing Width:	N/A
Housing Style:	Unique Housing




SKU: D-PBAB

Single 1-1/2 inch Steel Ball Bearing
Roller, "K" Tab Style, Adjustable, 1 Pack

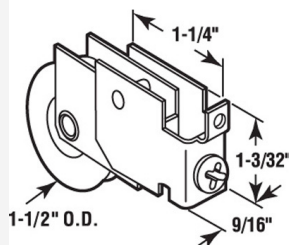


Roller Material:	Steel - Ball Bearing
Housing Width:	3/4"
Roller Width:	5/16"
Roller Edge Type:	Concave
Housing Length:	2-5/16"
Housing Height:	1-7/32"
Overall Housing Width:	25/32" at Dimples
Housing Style:	K-Tab



SKU: D-PBAL

Single 1-1/2 inch Nylon Ball Bearing
Roller, "F" Tab Style, Adjustable, 1 Pack

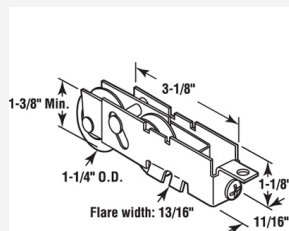


Roller Material:	Plastic Ball Bearing
Housing Width:	9/16"
Roller Width:	5/16"
Roller Edge Type:	Concave
Housing Length:	1-1/4"
Housing Height:	1-3/32"
Overall Housing Width:	N/A
Housing Style:	F-Tab



SKU: D-PBBE

1-1/4 inch Steel Ball Bearing Tandem
Roller Assembly, Reversed F-Tab, 1 Pack

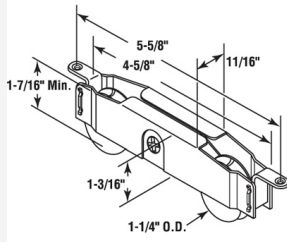


Roller Material:	Steel - Ball Bearing
Housing Width:	11/16"
Roller Width:	N/A
Roller Edge Type:	Concave
Housing Length:	3-1/8"
Housing Height:	1-1/8"
Overall Housing Width:	13/16" at Flare
Housing Style:	B-Tab



SKU: D-PBBR

Tandem 1-1/4 inch Steel Rollers, Unique Housing with Inverted Mounting Tabs, 1 Pack

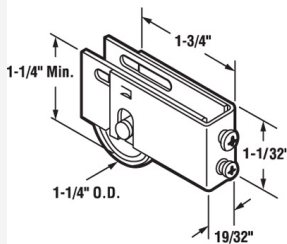


Roller Material:	Steel - Ball Bearing
Housing Width:	11/16"
Roller Width:	N/A
Roller Edge Type:	Concave
Housing Length:	4-5/8"
Housing Height:	1-3/16"
Overall Housing Width:	N/A
Housing Style:	Unique Housing



SKU: D-PBBO

Single 1-1/4 inch Steel Roller Assembly, Ball Bearing, Plain Back Housing, 1 Pack

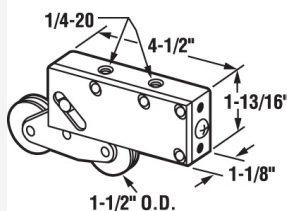


Roller Material:	Steel - Ball Bearing
Housing Width:	19/32"
Roller Width:	N/A
Roller Edge Type:	Concave
Housing Length:	1-3/4"
Housing Height:	1-1/32"
Overall Housing Width:	N/A
Housing Style:	Plain Back




SKU: D-PBBF

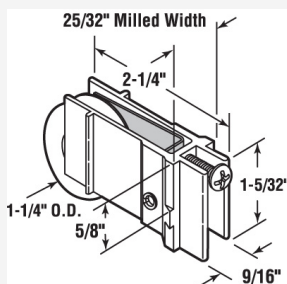
Tandem 1-1/2 inch Stainless Roller, Plain Back, Diecast Housing, Adjustable, 1 Pack




Roller Material:	S.Steel Ball Bearing
Housing Width:	1-1/8"
Roller Width:	N/A
Roller Edge Type:	Concave
Housing Length:	4-1/2"
Housing Height:	1-13/16"
Overall Housing Width:	N/A
Housing Style:	Unique Housing



SKU: D-PBBI

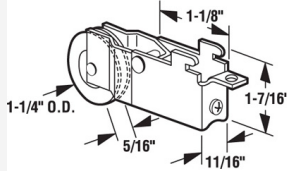


Roller Material:	Steel - Ball Bearing
Housing Width:	9/16"
Roller Width:	N/A
Roller Edge Type:	Concave
Housing Length:	2-1/4"
Housing Height:	1-5/32"
Overall Housing Width:	N/A
Housing Style:	Unique Housing




SKU: D-PBBT

Single 1-1/4 inch Steel Ball Bearing Roller, "B" Tab Style, Adjustable, 1 Pack

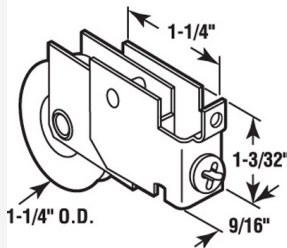


Roller Material:	Steel - Ball Bearing
Housing Width:	11/16"
Roller Width:	5/16"
Roller Edge Type:	Concave
Housing Length:	1-1/8"
Housing Height:	1-7/16"
Overall Housing Width:	N/A
Mounting Tab Type:	B-Tab




SKU: D-PBBA

Single 1-1/4 inch Nylon Ball Bearing Roller, "F" Tab Style, Adjustable, 1 Pack

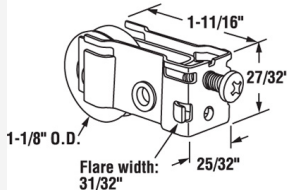


Roller Material:	Plastic Ball Bearing
Housing Width:	9/16"
Roller Width:	N/A
Roller Edge Type:	Concave
Housing Length:	1-1/4"
Housing Height:	1-3/32"
Overall Housing Width:	N/A
Housing Style:	F-Tab



SKU: D-PBLE

Single 1-1/8 inch Steel Roller Assembly, Ball bearing, Plain Back Housing, 1 Pack

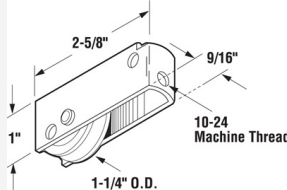


Roller Material:	Steel - Ball Bearing
Housing Width:	25/32"
Roller Width:	N/A
Roller Edge Type:	Concave
Housing Length:	1-11/16"
Housing Height:	27/32"
Overall Housing Width:	31/32" at Flare
Housing Style:	Plain Back



SKU: D-PBLR

1-1/4 inch Steel Ball Bearing Roller Assembly, Capitol Doors, 1 Pack

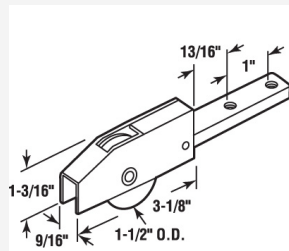


Roller Material:	Steel - Ball Bearing
Housing Width:	9/16"
Roller Width:	N/A
Roller Edge Type:	Concave
Housing Length:	2-5/8"
Housing Height:	1"
Overall Housing Width:	N/A
Housing Style:	Plain Back

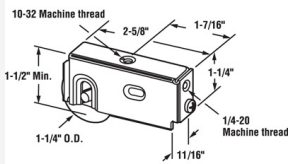


SKU: D-PBLO

Single 1-1/2 inch Steel Roller Assembly,
Unique Housing, Miller Doors, 1 Pack

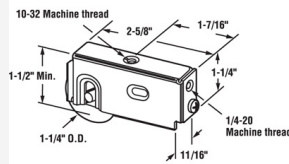


Roller Material:	Steel - Ball Bearing
Housing Width:	9/16"
Roller Width:	N/A
Roller Edge Type:	Concave
Housing Length:	3-1/8"
Housing Height:	1-3/16"
Overall Housing Width:	N/A
Housing Style:	Unique Housing



SKU: D-PBLT

Single 1-1/4 inch Steel Roller Assembly,
Ball Bearing, Plain Back Housing, 1 Pack

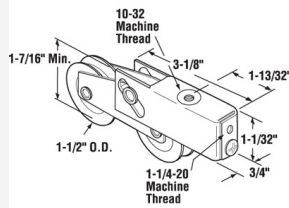


Roller Material:	Steel - Ball Bearing
Housing Width:	3/4"
Roller Width:	5/16"
Roller Edge Type:	Concave
Housing Length:	2-5/8"
Housing Height:	1-1/4"
Overall Housing Width:	N/A
Housing Style:	Plain Back



SKU: D-PBLL

Tandem Plain Back, 1-1/2 inch Nylon
Roller, Ball Bearing, Adjustable, 1 Pack

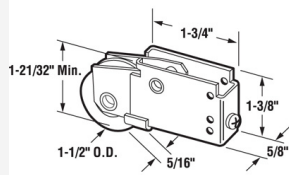


Roller Material:	Plastic Ball Bearing
Housing Width:	3/4"
Roller Width:	N/A
Roller Edge Type:	Concave
Housing Length:	3-1/8"
Housing Height:	1-1/32"
Overall Housing Width:	N/A
Housing Style:	Plain Back




SKU: D-PLEP

Single 1-1/2 inch Steel Roller Assembly,
Ball Bearing, Unique Back Housing, 1
Pack

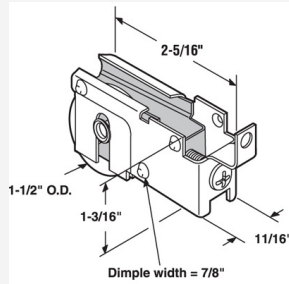


Roller Material:	Steel - Ball Bearing
Housing Width:	5/8"
Roller Width:	5/16"
Roller Edge Type:	Concave
Housing Length:	1-3/4"
Housing Height:	1-3/8"
Overall Housing Width:	N/A
Housing Style:	Plain Back



SKU: D-PLER

Single 1-1/2 inch Steel Ball Bearing Roller, "F" Tab Style, Adjustable, 1 Pack

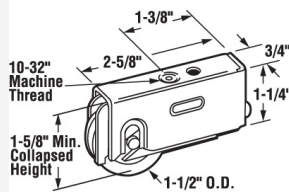


Roller Material:	Steel - Ball Bearing
Housing Width:	11/16"
Roller Width:	5/16"
Roller Edge Type:	Concave
Housing Length:	2-5/16"
Housing Height:	1-3/16"
Overall Housing Width:	7/8" at Dimples
Housing Style:	F-Tab




SKU: D-PLEO

Single 1-1/2 inch Stainless Roller Assembly, Ball Bearing, Plain Back Housing, 1 Pack

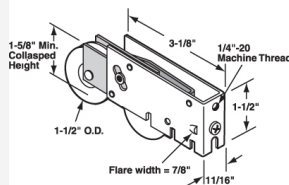


Roller Material:	S.Steel Ball Bearing
Housing Width:	3/4"
Roller Width:	5/16"
Roller Edge Type:	Concave
Housing Length:	2-5/8"
Housing Height:	1-1/4"
Overall Housing Width:	N/A
Housing Style:	Plain Back




SKU: D-PLEF

Tandem 1-1/2 inch Steel Roller, Plain Back, Stamped Steel Housing, 1 Pack

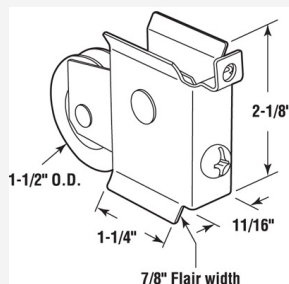


Roller Material:	Steel - Ball Bearing
Housing Width:	3/4"
Roller Width:	N/A
Roller Edge Type:	Concave
Housing Length:	3-1/8"
Housing Height:	1-1/2"
Overall Housing Width:	7/8" at Flare
Mounting Tab Type:	Plain Back




SKU: D-PLEI

Single 1-1/2 inch Nylon Ball Bearing Roller, "F" Tab Style, Adjustable, 1 Pack

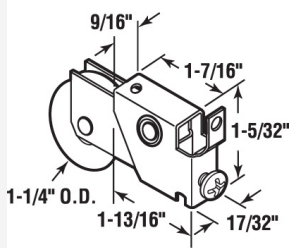


Roller Material:	Plastic Ball Bearing
Housing Width:	11/16"
Roller Width:	N/A
Roller Edge Type:	Concave
Housing Length:	1-1/4"
Housing Height:	2-1/8"
Overall Housing Width:	7/8" at Flare
Housing Style:	F-Tab




SKU: D-PLET

Single 1-1/4 inch Steel Ball Bearing Roller, "S" Tab Style, Adjustable, 1 Pack

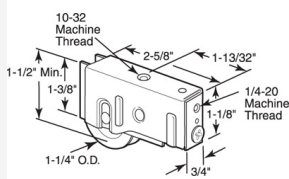


Roller Material:	Steel - Ball Bearing
Housing Width:	9/16"
Roller Width:	N/A
Roller Edge Type:	Concave
Housing Length:	1-1/4"
Housing Height:	1-5/32"
Overall Housing Width:	N/A
Housing Style:	S-Tab



SKU: D-PLEA

Single 1-1/4 inch Nylon Roller Assembly, Ball Bearing, Plain Back Housing, 1 Pack

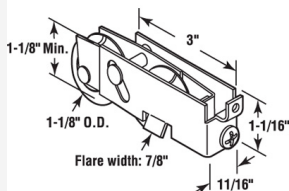


Roller Material:	Plastic Ball Bearing
Housing Width:	3/4"
Roller Width:	N/A
Roller Edge Type:	Concave
Housing Length:	2-5/8"
Housing Height:	1-1/8"
Overall Housing Width:	13/16" at Dimples
Mounting Tab Type:	Plain Back




SKU: D-PLEB

1-1/8 inch Steel Ball Bearing Tandem Roller Assembly, F-Tab, 1 Pack

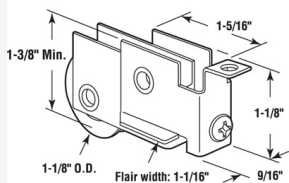


Roller Material:	Steel - Ball Bearing
Housing Width:	11/16"
Roller Width:	N/A
Roller Edge Type:	Concave
Housing Length:	3"
Housing Height:	1-1/16"
Overall Housing Width:	7/8" at Flare
Housing Style:	F-Tab

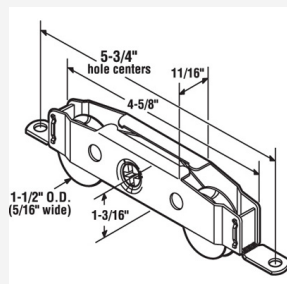


SKU: D-PLEL

Single 1-1/8 inch Steel Ball Bearing Roller, Reversed "F" Tab, Adjustable, 1 Pack

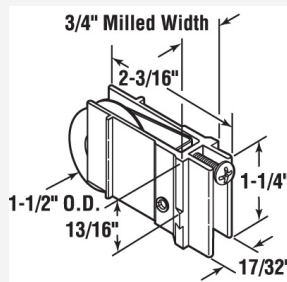


Roller Material:	Steel - Ball Bearing
Housing Width:	9/16"
Roller Width:	N/A
Roller Edge Type:	Concave
Housing Length:	1-5/16"
Housing Height:	1-1/8"
Overall Housing Width:	1-1/16" at Flare
Housing Style:	B-Tab



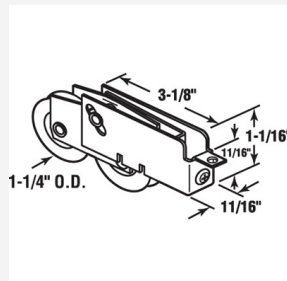
Tandem 1-1/2 inch Stainless Roller Assembly, Ball Bearing, Adjustable, 1 Pack

Roller Material:	S.Steel Ball Bearing
Housing Width:	11/16"
Roller Width:	5/16"
Roller Edge Type:	Concave
Housing Length:	4-5/8"
Housing Height:	1-3/16"
Overall Housing Width:	N/A
Housing Style:	Unique Housing



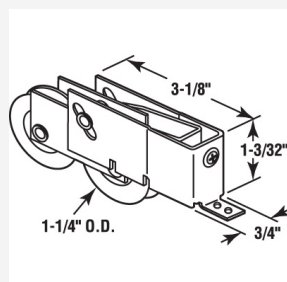
Single 1-1/2 inch Steel Roller Assembly, Ball Bearing, Unique Back Housing, 1 Pack

Roller Material:	Steel - Ball Bearing
Housing Width:	17/32"
Roller Width:	5/16"
Roller Edge Type:	Concave
Housing Length:	3-3/16"
Housing Height:	1-1/4"
Overall Housing Width:	3/4" at Milled Width
Housing Style:	Unique Housing




1-1/4 inch Nylon Ball Bearing Tandem Roller Assembly, B-Tab, 1 Pack

Roller Material:	Plastic Ball Bearing
Housing Width:	11/16"
Roller Width:	N/A
Roller Edge Type:	Concave
Housing Length:	3-1/8"
Housing Height:	1-1/16"
Overall Housing Width:	N/A
Housing Style:	B-Tab



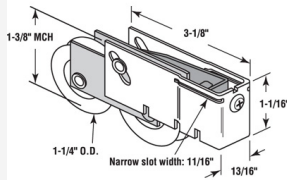
1-1/4 inch Steel Ball Bearing Tandem Roller Assembly, B-Tab, 1 Pack

Roller Material:	Steel - Ball Bearing
Housing Width:	3/4"
Roller Width:	N/A
Roller Edge Type:	Concave
Housing Length:	3-1/8"
Housing Height:	1-3/32"
Overall Housing Width:	N/A
Housing Style:	B-Tab



SKU: D-PLPA

1-1/4 inch Steel Ball Bearing Tandem Roller Assembly, Plain Back with Slots, 1 Pack



Roller Material: Steel - Ball Bearing

Housing Width: 13/16"

Roller Width: N/A


Roller Edge Type: Concave

Housing Length: 3-1/8"

Housing Height: 1-1/16"

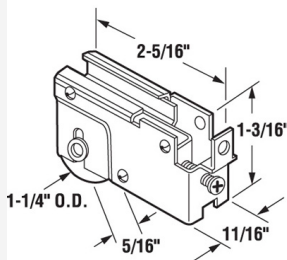
Overall Housing Width: N/A

Housing Style: Plain Back



SKU: D-PLPB

Single 1-1/4 inch Steel Ball Bearing Roller, "F" Tab Style, Adjustable, 1 Pack



Roller Material: Steel - Ball Bearing

Housing Width: 11/16"

Roller Width: 5/16"

Roller Edge Type: Concave

Housing Length: 2-15/16"

Housing Height: 1-3/16"

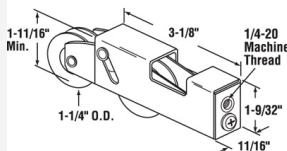
Overall Housing Width: 7/8" at Dimples

Housing Style: F-Tab



SKU: D-PLPL

1-1/4 inch Steel Ball Bearing Tandem Roller Assembly, Plain Back, 1 Pack



Roller Material: Plastic Ball Bearing

Housing Width: 11/16"

Roller Width: N/A

Roller Edge Type: Concave

Housing Length: 3-1/8"

Housing Height: 1-1/4"

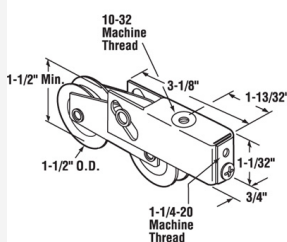
Overall Housing Width: N/A

Mounting Tab Type: Plain Back



SKU: D-PLPO

1-1/4 inch Steel Ball Bearing Tandem Roller Assembly, B-Tab, 1 Pack



Roller Material: S.Steel Ball Bearing

Housing Width: 3/4"

Roller Width: N/A

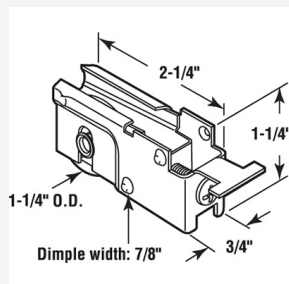
Roller Edge Type: Concave

Housing Length: 3-1/8"

Housing Height: 1-1/32"

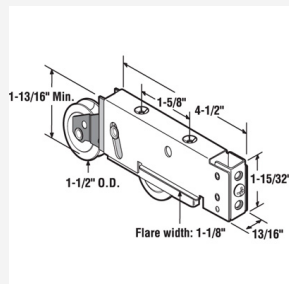
Overall Housing Width: N/A

Housing Style: Unique Housing



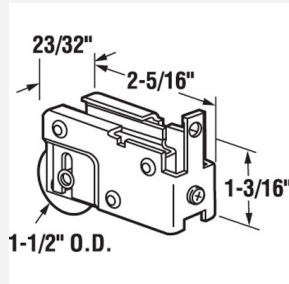
Single 1-1/4 inch Steel Ball Bearing Roller, "K" Tab Style, Adjustable, 1 Pack

Roller Material:	Steel - Ball Bearing
Housing Width:	3/4"
Roller Width:	N/A
Roller Edge Type:	Concave
Housing Length:	2-1/4"
Housing Height:	1-3/16"
Overall Housing Width:	7/8" at Dimples
Housing Style:	K-Tab



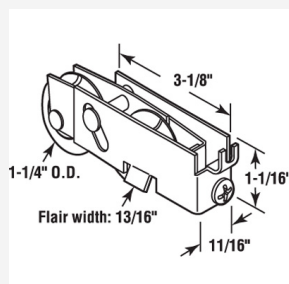
Tandem 1-1/2 inch Steel Ball Bearing Roller, Unique Back, 1 Pack

Roller Material:	Steel - Ball Bearing
Housing Width:	13/16"
Roller Width:	N/A
Roller Edge Type:	Concave
Housing Length:	4-1/2"
Housing Height:	1-15/32"
Overall Housing Width:	1-1/8"
Housing Style:	Unique Housing



Single 1-1/2 inch Steel Ball Bearing Roller, "E" Tab Style, Adjustable, 1 Pack

Roller Material:	Steel - Ball Bearing
Housing Width:	23/32"
Roller Width:	N/A
Roller Edge Type:	Concave
Housing Length:	2-5/16"
Housing Height:	1-3/16"
Overall Housing Width:	7/8" at Dimples
Mounting Tab Type:	E-Tab



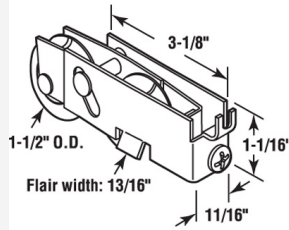
1-1/4 inch Stainless Ball Bearing Tandem Roller Assembly, C-Tab, 1 Pack

Roller Material:	S.Steel Ball Bearing
Housing Width:	11/16"
Roller Width:	N/A
Roller Edge Type:	Concave
Housing Length:	3-1/8"
Housing Height:	1-1/16"
Overall Housing Width:	13/16" at Flare
Housing Style:	C-Tab




SKU: D-PLRB

1-1/2 inch Stainless Steel Tandem Roller Assembly, C-Tab, 1 Pack

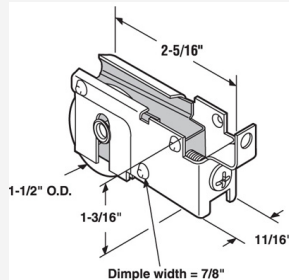


Roller Material:	S.Steel Ball Bearing
Housing Width:	11/16"
Roller Width:	N/A
Roller Edge Type:	Concave
Housing Length:	3-1/8"
Housing Height:	1-1/16"
Overall Housing Width:	13/16" at Flare
Housing Style:	C-Tab



SKU: D-PLRL

Single 1-1/2 inch Nylon Ball Bearing Roller, "F" Tab Style, Adjustable, 1 Pack

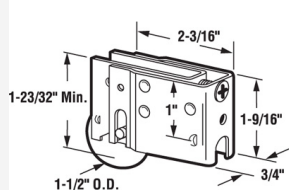


Roller Material:	Plastic Ball Bearing
Housing Width:	11/16"
Roller Width:	N/A
Roller Edge Type:	Concave
Housing Length:	2-5/16"
Housing Height:	1-3/16"
Overall Housing Width:	7/8" at Dimples
Mounting Tab Type:	F-Tab




SKU: D-PLOE

Single 1-1/2 inch Nylon Roller Assembly, Ball Bearing, Plain Back Housing, 1 Pack

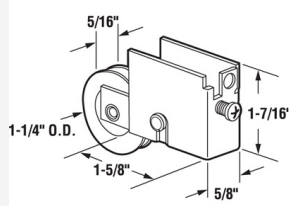


Roller Material:	Plastic Ball Bearing
Housing Width:	3/4"
Roller Width:	N/A
Roller Edge Type:	Concave
Housing Length:	2-3/16"
Housing Height:	1-9/16"
Overall Housing Width:	7/8" at Flare
Housing Style:	Plain Back



SKU: D-PLOP

Single 1-1/4 inch Stainless Ball Bearing Roller, "E" Tab Style, Adjustable, 1 Pack

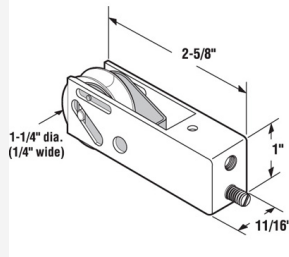


Roller Material:	S.Steel Ball Bearing
Housing Width:	5/8"
Roller Width:	5/16"
Roller Edge Type:	Concave
Housing Length:	1-5/8"
Housing Height:	1-7/16"
Overall Housing Width:	N/A
Housing Style:	E-Tab




SKU: D-PLOR

Single 1-1/4 inch Stainless Steel Roller Assembly, Diecast Plain Back Housing, 1 Pack

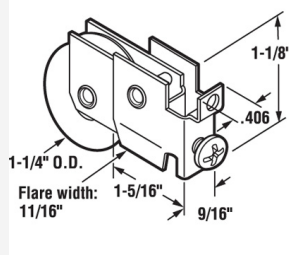


Roller Material:	S.Steel Ball Bearing
Housing Width:	11/16"
Roller Width:	1/4"
Roller Edge Type:	Concave
Housing Length:	2-5/8"
Housing Height:	1"
Overall Housing Width:	N/A
Housing Style:	Plain Back



SKU: D-PLOT

Single 1-1/4 inch Nylon Ball Bearing Roller, "F" Tab Style, Adjustable, 1 Pack

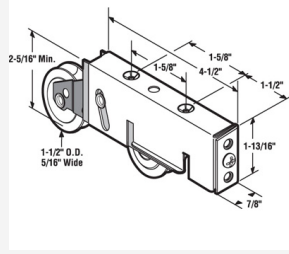


Roller Material:	Plastic Ball Bearing
Housing Width:	9/16"
Roller Width:	N/A
Roller Edge Type:	Concave
Housing Length:	1-5/16"
Housing Height:	1-1/8"
Overall Housing Width:	N/A
Housing Style:	Plain Back




SKU: D-PLOA

Tandem 1-1/2 inch Stainless Roller Assembly, Plain Back, 1 Pack

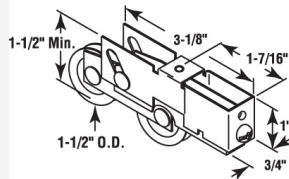


Roller Material:	S.Steel Ball Bearing
Housing Width:	7/8"
Roller Width:	5/16"
Roller Edge Type:	Concave
Housing Length:	4-1/2"
Housing Height:	1-13/16"
Overall Housing Width:	N/A
Housing Style:	Plain Back



SKU: D-PLFE

1-1/2 inch Nylon Ball Bearing Tandem Roller Assembly, Plain Back, 1 Pack

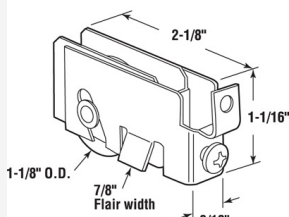


Roller Material:	Plastic Ball Bearing
Housing Width:	3/4"
Roller Width:	N/A
Roller Edge Type:	Concave
Housing Length:	3-1/8"
Housing Height:	1"
Overall Housing Width:	N/A
Housing Style:	Plain Back



SKU: D-PLFR

Single 1-1/8 inch Steel Ball Bearing Roller, "F" Tab Style, Adjustable, 1 Pack

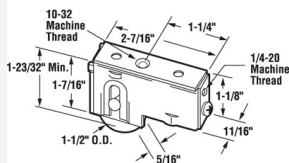


Roller Material:	Steel - Ball Bearing
Housing Width:	9/16"
Roller Width:	N/A
Roller Edge Type:	Concave
Housing Length:	2-1/8"
Housing Height:	1-1/16"
Overall Housing Width:	7/8" at Flare
Housing Style:	F-Tab



SKU: D-PLFA

Single 1-1/2 inch Steel Roller Assembly, Ball Bearing, Plain Back Housing, 1 Pack

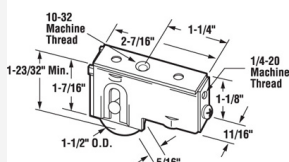


Roller Material:	Steel - Ball Bearing
Housing Width:	11/16"
Roller Width:	5/16"
Roller Edge Type:	Concave
Housing Length:	2-7/16"
Housing Height:	1-1/8"
Overall Housing Width:	3/4" at Flare
Housing Style:	Plain Back




SKU: D-PLFB

Single 1-1/2 inch Stainless Roller Assembly, Plain Back, Stainless Steel 1 Pack

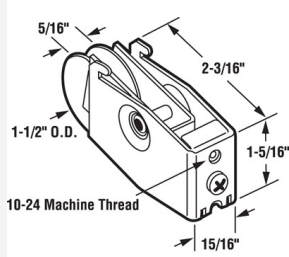


Roller Material:	S.Steel Ball Bearing
Housing Width:	11/16"
Roller Width:	5/16"
Roller Edge Type:	Concave
Housing Length:	2-7/16"
Housing Height:	1-1/8"
Overall Housing Width:	3/4" at Flare
Housing Style:	Plain Back




SKU: D-PLIE

Single 1-1/2 inch Steel Roller Assembly, Stamped Steel, Unique Housing, 1 pack

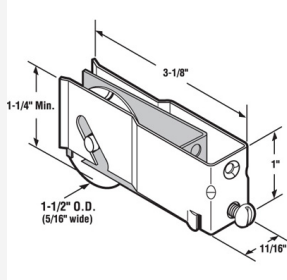


Roller Material:	Steel - Ball Bearing
Housing Width:	15/16"
Roller Width:	N/A
Roller Edge Type:	Concave
Housing Length:	2-3/16"
Housing Height:	1-5/16"
Overall Housing Width:	N/A
Housing Style:	Unique Housing




SKU: D-PLIR

Single 1-1/2 inch Steel Roller Assembly,
Ball Bearing, Plain Back Housing, 1 Pack

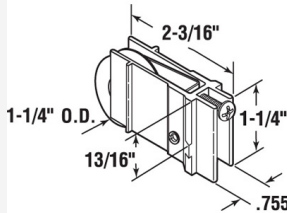


Roller Material:	Steel - Ball Bearing
Housing Width:	11/16"
Roller Width:	5/16"
Roller Edge Type:	Concave
Housing Length:	3-1/8"
Housing Height:	1"
Overall Housing Width:	25/32" at Flare
Housing Style:	Plain Back




SKU: D-PLIO

Single 1-1/4 inch Nylon Roller Assembly,
Ball Bearing, Unique Back Housing, 1
Pack

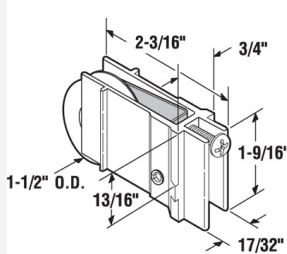


Roller Material:	Plastic Ball Bearing
Housing Width:	3/4"
Roller Width:	N/A
Roller Edge Type:	Concave
Housing Length:	2-3/16"
Housing Height:	1-1/4"
Overall Housing Width:	7/8"
Housing Style:	Unique Housing




SKU: D-PLIF

Single 1-1/2 inch Nylon Roller Assembly,
Ball Bearing, Unique Back Housing, 1
Pack

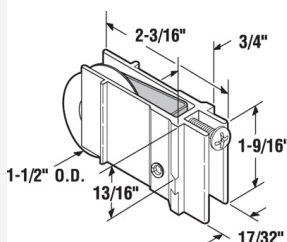


Roller Material:	Plastic Ball Bearing
Housing Width:	17/32"
Roller Width:	N/A
Roller Edge Type:	Concave
Housing Length:	2-3/16"
Housing Height:	1-9/16"
Overall Housing Width:	3/4" at Flare
Housing Style:	Unique Housing




SKU: D-PLIT

Single 1-1/2 inch Steel Roller Assembly,
Ball Bearing, Unique Back Housing, 1
Pack

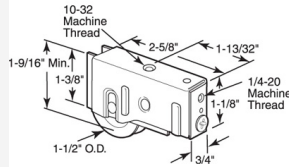


Roller Material:	Steel - Ball Bearing
Housing Width:	17/32"
Roller Width:	N/A
Roller Edge Type:	Concave
Housing Length:	2-3/16"
Housing Height:	1-9/16"
Overall Housing Width:	3/4" at Flare
Housing Style:	Unique Housing




SKU: D-PLIA

Single 1-1/2 inch Nylon Roller Assembly, Ball Bearing, Plain Back Housing, 1 Pack

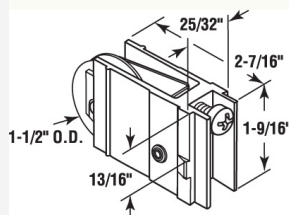


Roller Material:	Plastic Ball Bearing
Housing Width:	3/4"
Roller Width:	N/A
Roller Edge Type:	Concave
Housing Length:	2-5/8"
Housing Height:	1-1/8"
Overall Housing Width:	13/16" at Flare
Housing Style:	Plain Back



SKU: D-PLIL

Single 1-1/2 inch Steel Roller Assembly, Ball Bearing, Unique Back Housing, 1 Pack

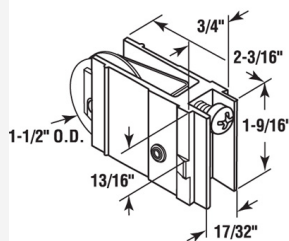


Roller Material:	Steel - Ball Bearing
Housing Width:	1/2"
Roller Width:	N/A
Roller Edge Type:	Concave
Housing Length:	2-7/16"
Housing Height:	1-9/16"
Overall Housing Width:	3/4" at Flare
Housing Style:	Unique Housing



SKU: D-PLTP

Single 1-1/2 inch Nylon Roller Assembly, Ball Bearing, Unique Back Housing, 1 Pack

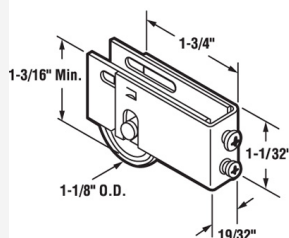


Roller Material:	Plastic Ball Bearing
Housing Width:	17/32"
Roller Width:	N/A
Roller Edge Type:	Concave
Housing Length:	2-3/16"
Housing Height:	1-9/16"
Overall Housing Width:	3/4" at Flare
Housing Style:	Unique Housing



SKU: D-PLTF

Single 1-1/8 inch Steel Roller Assembly, Ball Bearing, Plain Back Housing, 1 Pack

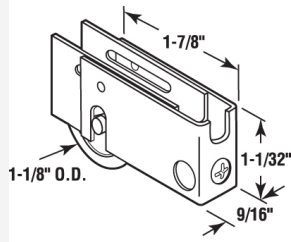


Roller Material:	Steel - Ball Bearing
Housing Width:	19/32"
Roller Width:	N/A
Roller Edge Type:	Concave
Housing Length:	1-3/4"
Housing Height:	1-1/32"
Overall Housing Width:	N/A
Housing Style:	Plain Back



SKU: D-PLTI

Single 1-1/8 inch Steel Ball Bearing Roller, "U" Back Style, Adjustable, 1 Pack

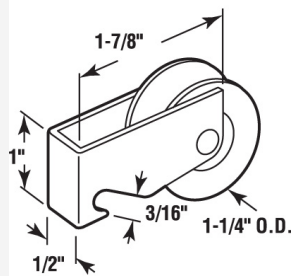


Roller Material:	Steel - Ball Bearing
Housing Width:	9/16"
Roller Width:	N/A
Roller Edge Type:	Concave
Housing Length:	1-3/4"
Housing Height:	1"
Overall Housing Width:	N/A
Housing Style:	U-Back




SKU: D-PLTT

Single 1-1/4 inch Steel Ball Bearing Roller, Inner Housing Only, Silverline, 1 Pack

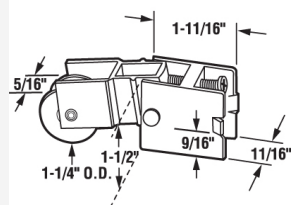


Roller Material:	Steel - Ball Bearing
Housing Width:	1/2"
Roller Width:	N/A
Roller Edge Type:	Concave
Housing Length:	1-7/8"
Housing Height:	1"
Overall Housing Width:	N/A
Housing Style:	Unique Housing



SKU: D-PLTA

Single 1-1/4 inch Nylon Roller Assembly, Ball Bearing, Unique Back Housing, 1 Pack

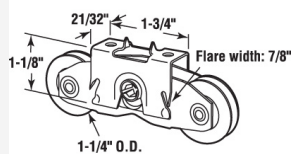


Roller Material:	Plastic Ball Bearing
Housing Width:	11/16"
Roller Width:	5/16"
Roller Edge Type:	Concave
Housing Length:	1-11/16"
Housing Height:	1-1/2"
Overall Housing Width:	25/32" at Flare
Housing Style:	Unique Housing




SKU: D-PLAP

Unique Housing, Tandem 1-1/4 inch Steel Roller Assembly, Adjustable, 1 Pack

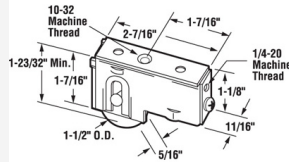


Roller Material:	Steel - Ball Bearing
Housing Width:	21/32"
Roller Width:	N/A
Roller Edge Type:	Concave
Housing Length:	1-3/4"
Housing Height:	1-1/8"
Overall Housing Width:	7/8" at Flare
Housing Style:	Unique Housing




SKU: D-PLAO

Single 1-1/2 inch Nylon Roller Assembly, Ball Bearing, Plain Back Housing, 1 Pack

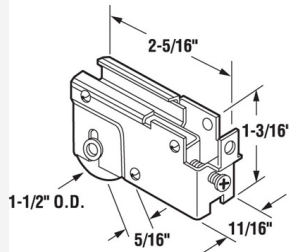


Roller Material:	Plastic Ball Bearing
Housing Width:	11/16"
Roller Width:	5/16"
Roller Edge Type:	Concave
Housing Length:	2-7/16"
Housing Height:	1-7/16"
Overall Housing Width:	3/4" at Flare
Housing Style:	Plain Back




SKU: D-PLAF

Single 1-1/2 inch Nylon Ball Bearing Roller, "F" Tab Style, Adjustable, 1 Pack

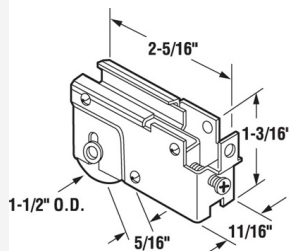


Roller Material:	Plastic Ball Bearing
Housing Width:	11/16"
Roller Width:	5/16"
Roller Edge Type:	Concave
Housing Length:	2-5/16"
Housing Height:	1-3/16"
Overall Housing Width:	7/8" at Dimples
Housing Style:	F-Tab




SKU: D-PLAI

Single 1-1/2 inch Steel Ball Bearing Roller, "F" Tab Style, Adjustable, 1 Pack

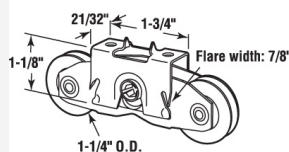


Roller Material:	Steel - Ball Bearing
Housing Width:	11/16"
Roller Width:	5/16"
Roller Edge Type:	Concave
Housing Length:	2-5/16"
Housing Height:	1-3/16"
Overall Housing Width:	7/8" at Dimples
Housing Style:	F-Tab




SKU: D-PLAP

Unique Housing, Tandem 1-1/4 inch Steel Roller Assembly, Adjustable, 1 Pack

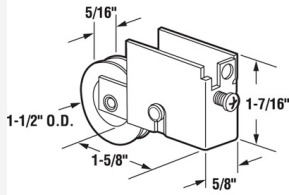


Roller Material:	Steel - Ball Bearing
Housing Width:	21/32"
Roller Width:	N/A
Roller Edge Type:	Concave
Housing Length:	1-3/4"
Housing Height:	1-1/8"
Overall Housing Width:	7/8" at Flare
Housing Style:	Unique Housing



SKU: D-PLAT

Single 1-1/2 inch Steel Ball Bearing Roller, "E" Tab Style, Adjustable, 1 Pack

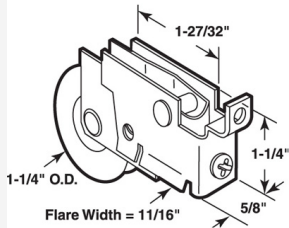


Roller Material:	Steel - Ball Bearing
Housing Width:	5/8"
Roller Width:	5/16"
Roller Edge Type:	Concave
Housing Length:	1-5/8"
Housing Height:	1-7/16"
Overall Housing Width:	N/A
Housing Style:	E-Tab




SKU: D-PLAB

Single 1-1/4 inch Nylon Ball Bearing Roller, "F" Tab Style, Adjustable, 1 Pack

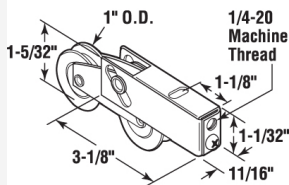


Roller Material:	Plastic Ball Bearing
Housing Width:	5/8"
Roller Width:	N/A
Roller Edge Type:	Concave
Housing Length:	1-27/32"
Housing Height:	1-1/4"
Overall Housing Width:	11/16" at Flare
Housing Style:	F-Tab



SKU: D-PLAL

Tandem 1 inch Steel Roller Assembly, Plain Back, Adjustable, 1 Pack

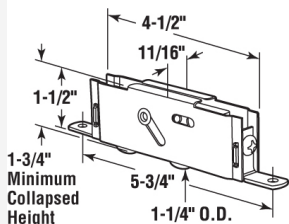


Roller Material:	Steel - Ball Bearing
Housing Width:	11/16"
Roller Width:	N/A
Roller Edge Type:	Concave
Housing Length:	3-1/8"
Housing Height:	1-1/32"
Overall Housing Width:	N/A
Housing Style:	Plain Back



SKU: D-PLBE

Tandem 1-1/4 inch Steel Roller Assembly, Unique Housing, Adjustable, 1 Pack

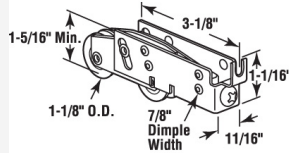


Roller Material:	Steel - Ball Bearing
Housing Width:	11/16"
Roller Width:	N/A
Roller Edge Type:	Concave
Housing Height:	1-1/2"
Overall Housing Width:	N/A
Housing Style:	Unique Housing




SKU: D-PLBP

1-1/8 inch Steel Ball Bearing Tandem Roller Assembly, C-Tab, 1 Pack

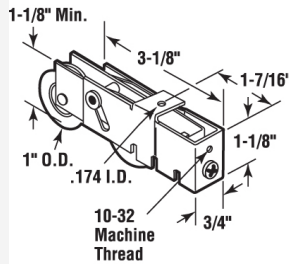


Roller Material:	Steel - Ball Bearing
Housing Width:	11/16"
Roller Width:	N/A
Roller Edge Type:	Concave
Housing Length:	3-1/8"
Housing Height:	1-1/16"
Overall Housing Width:	7/8" at Dimples
Housing Style:	C-Tab




SKU: D-PLBR

1 inch Steel Ball Bearing Tandem Roller Assembly, Plain Back, 1 Pack

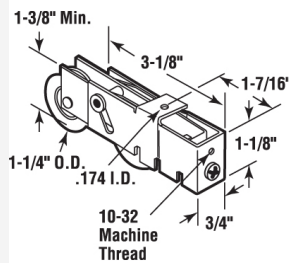


Roller Material:	Steel - Ball Bearing
Housing Width:	3/4"
Roller Width:	N/A
Roller Edge Type:	Concave
Housing Length:	3-1/8"
Housing Height:	1-1/8"
Overall Housing Width:	N/A
Housing Style:	Plain Back



SKU: D-PLBO

1-1/4 inch Steel Ball Bearing Tandem Roller Assembly, Plain Back, 1 Pack

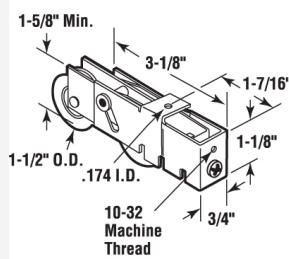


Roller Material:	Steel - Ball Bearing
Housing Width:	3/4"
Roller Width:	N/A
Roller Edge Type:	Concave
Housing Length:	3-1/8"
Housing Height:	N/A
Overall Housing Width:	7/8" at Dimples
Housing Style:	Plain Back



SKU: D-PLB

1-1/2 inch Steel Ball Bearing Tandem Roller Assembly, Plain Back, 1 Pack

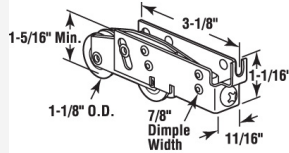


Roller Material:	Steel - Ball Bearing
Housing Width:	3/4"
Roller Width:	N/A
Roller Edge Type:	Concave
Housing Length:	3-1/8"
Housing Height:	1-1/8"
Overall Housing Width:	N/A
Housing Style:	Plain Back



SKU: D-PLBI

1 inch Steel Ball Bearing Tandem Roller Assembly, C-Tab, 1 Pack



Roller Material: Steel - Ball Bearing

Housing Width: 11/16"

Roller Width: N/A

Roller Edge Type: Concave

Housing Length: 3-1/8"

Housing Height: 1-1/16"

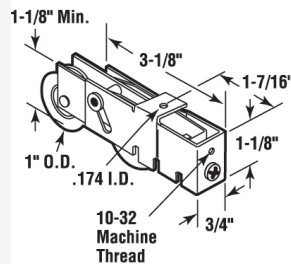
Overall Housing Width: 13/16" at Flare

Housing Style: C-Tab



SKU: D-PLBT

Tandem 1-1/4 inch Steel Roller Assembly, Ball Bearing, Adjustable, 1 Pack



Roller Material: Steel - Ball Bearing

Housing Width: 3/4"

Roller Width: N/A

Roller Edge Type: Concave

Housing Length: 3-1/8"

Housing Height: 1-1/32"

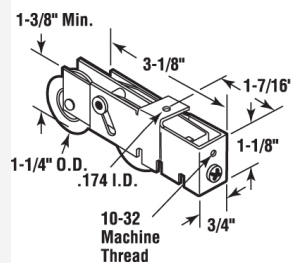
Overall Housing Width: N/A

Housing Style: Plain Back



SKU: D-PLBA

Tandem 1-1/2 inch Steel Roller, Ball Bearing, Plain Back, Adjustable, 1 Pack



Roller Material: Steel - Ball Bearing

Housing Width: 11/16"

Roller Width: N/A

Roller Edge Type: Concave

Housing Length: 3-1/8"

Housing Height: 1-1/32"

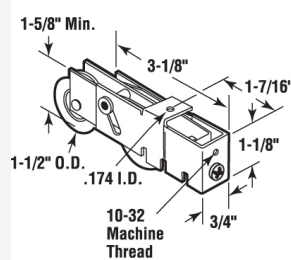
Overall Housing Width: N/A

Housing Style: Plain Back



SKU: D-PLBB

1-1/2 inch Tandem Steel Rollers, Plain Back, Stabilizing Tab on Top, 1 Pack



Roller Material: Steel - Ball Bearing

Housing Width: 11/16"

Roller Width: N/A


Roller Edge Type: Concave

Housing Length: 3-1/8"

Housing Height: 1"

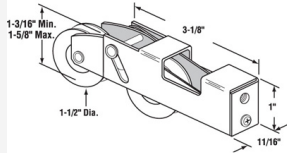
Overall Housing Width: N/A

Housing Style: Plain Back



SKU: D-PLBL

1-1/2 inch Steel Ball Bearing Tandem Roller Assembly, Plain Back, 1 Pack

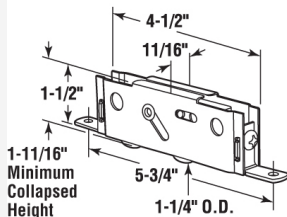


Roller Material:	Steel - Ball Bearing
Housing Width:	11/16"
Roller Width:	N/A
Roller Edge Type:	Concave
Housing Length:	3-1/8"
Housing Height:	1"
Overall Housing Width:	13/16" at Flare
Housing Style:	Plain Back



SKU: D-PLL P

Tandem 1-1/4 inch Steel Roller Assembly, Unique Housing, Adjustable, 1 Pack

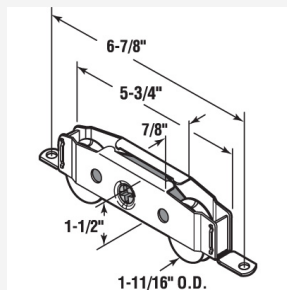


Roller Material:	Steel - Ball Bearing
Housing Width:	11/16"
Roller Width:	N/A
Roller Edge Type:	Concave
Housing Height:	1-1/2"
Overall Housing Width:	N/A
Housing Style:	Unique Housing



SKU: D-PLL F

Tandem 1-11/16 inch Steel Roller Assembly, Unique Back, Adjustable, 1 Pack

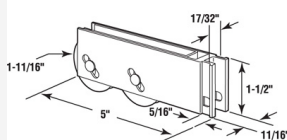


Roller Material:	Plastic Ball Bearing
Housing Width:	7/8"
Roller Width:	N/A
Roller Edge Type:	Concave
Housing Height:	1-1/2"
Overall Housing Width:	N/A
Mounting Tab Type:	Unique

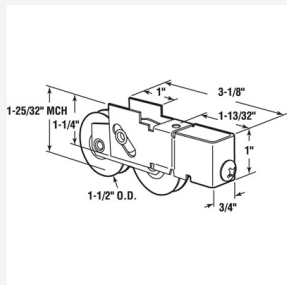


SKU: D-PLLI

1-11/16 inch Tandem Nylon Roller Assembly, Unique Back, Stainless, 1 Pack

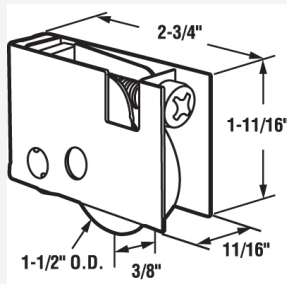


Roller Material:	Plastic Ball Bearing
Housing Width:	11/16"
Roller Width:	N/A
Roller Edge Type:	Concave
Housing Length:	3-1/8"
Housing Height:	1"
Overall Housing Width:	N/A
Housing Style:	Unique Housing



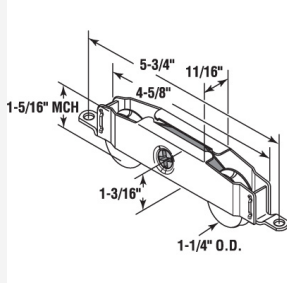
1-1/2 inch Steel Ball Bearing Tandem Roller Assembly, Plain Back, 1 Pack

Roller Material:	Steel - Ball Bearing
Housing Width:	3/4"
Roller Width:	N/A
Roller Edge Type:	Concave
Housing Length:	3-1/8"
Housing Height:	1"
Overall Housing Width:	N/A
Housing Style:	Plain Back



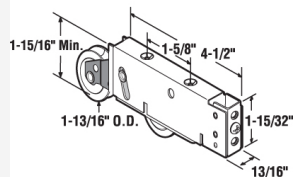
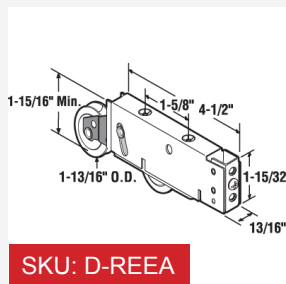
1-1/2 inch Steel Roller Assembly, Pella Wood Patio Doors, Drive-In Style, 1 Pack

Roller Material:	Steel - Ball Bearing
Housing Width:	11/16"
Roller Width:	7/32"
Roller Edge Type:	Concave
Housing Length:	2-3/4"
Housing Height:	1-11/16"
Overall Housing Width:	N/A
Housing Style:	Unique Housing



Tandem 1-1/4 inch Nylon Roller Assembly, Unique Housing, Offset Tabs, 1 Pack

Roller Material:	Plastic Ball Bearing
Housing Width:	11/16"
Roller Width:	N/A
Roller Edge Type:	Concave
Housing Length:	4-5/8"
Housing Height:	1-3/16"
Mounting Tab Type:	N/A
Housing Style:	Unique



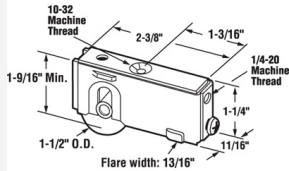
Tandem 1-13/16 inch Steel Roller, Plain Back, Stamped Steel Housing, 1 Pack

Roller Material:	S.Steel Ball Bearing
Housing Width:	13/16"
Roller Width:	N/A
Roller Edge Type:	Concave
Housing Length:	4-1/2"
Housing Height:	1-15/32"
Overall Housing Width:	N/A
Housing Style:	Plain Back



SKU: D-REEB

Single 1-1/2 inch Nylon Roller Assembly, Ball Bearing, Plain Back Housing, 1 Pack

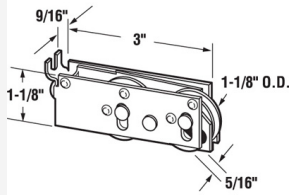


Roller Material:	Plastic Ball Bearing
Housing Width:	11/16"
Roller Width:	N/A
Roller Edge Type:	Concave
Housing Length:	2-3/8"
Housing Height:	1-1/4"
Overall Housing Width:	13/16" at Flare
Housing Style:	Plain Back



SKU: D-REPP

1-1/8 inch Nylon Ball Bearing Tandem Roller Assembly, C-Tab, 1 Pack

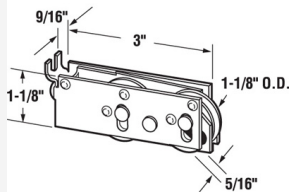


Roller Material:	Plastic Ball Bearing
Housing Width:	9/16"
Roller Width:	5/16"
Roller Edge Type:	Concave
Housing Length:	3"
Housing Height:	1-1/8"
Overall Housing Width:	7/8" at Dimples
Mounting Tab Type:	C-Tab



SKU: D-REPR

Stainless Steel 1-1/8 inch Nylon Ball Bearing Tandem Roller Assembly, C-Tab, 1 Pack

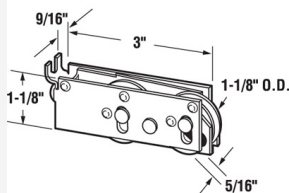


Roller Material:	Plastic Ball Bearing
Housing Width:	9/16"
Roller Width:	5/16"
Roller Edge Type:	Concave
Housing Length:	3"
Housing Height:	1-1/8"
Overall Housing Width:	3/4" at Dimples
Mounting Tab Type:	C-Tab




SKU: D-REPO

Stainless Steel 1-1/8 inch Ball Bearing Tandem Roller Assembly, C-Tab, 1 Pack




Roller Material:	S.Steel Ball Bearing
Housing Width:	9/16"
Roller Width:	5/16"
Roller Edge Type:	Concave
Housing Length:	1-1/8"
Housing Height:	1-1/8"
Overall Housing Width:	7/8" at Dimples
Mounting Tab Type:	C-Tab



SKU: D-REPF

SLIDING DOOR TANDEM ROLLER
ASSEMBLY, 1-1/8" STEEL B.B.


Roller Material:	Steel - Ball Bearing
Housing Width:	11/16"
Roller Width:	5/16"
Roller Edge Type:	Concave
Housing Length:	3-3/16"
Housing Height:	1-1/16"
Overall Housing Width:	13/16" at Flare
Mounting Tab Type:	S-Tab



SKU: D-RERF

1-1/2 inch Nylon Ball Bearing Tandem
Roller Assembly, C-Tab, 1 Pack


Roller Material:	Plastic Ball Bearing
Housing Width:	11/16"
Roller Width:	N/A
Roller Edge Type:	Concave
Housing Length:	3-1/8"
Housing Height:	1-1/32"
Overall Housing Width:	N/A
Housing Style:	Plain Back



SKU: D-RERT

Single 1-1/8 inch Steel Roller Assembly,
Unique Back, Premier Doors, 1 pack


Roller Material:	Steel - Ball Bearing
Housing Width:	11/16"
Roller Width:	5/16"
Roller Edge Type:	Concave
Housing Length:	1-1/2"
Housing Height:	1-3/8"



SKU: D-REOL

Single 1-1/2 inch Steel Ball Bearing
Roller, "K" Tab Style, Adjustable, 1 Pack


Roller Material:	Steel - Ball Bearing
Housing Width:	3/4"
Roller Width:	5/16"
Roller Edge Type:	Concave
Housing Length:	2-3/8"
Housing Height:	1-1/2"
Overall Housing Width:	N/A
Housing Style:	K-Tab



SKU: D-REFL

1-1/4 inch Steel Ball Bearing Tandem Roller Assembly, F-Tab, 1 Pack

Roller Material:	Plastic Ball Bearing
Housing Width:	11/16"
Roller Width:	N/A
Roller Edge Type:	Concave
Housing Length:	3-1/8"
Housing Height:	1-1/8"
Overall Housing Width:	13/16" at Flare
Housing Style:	F-Tab



SKU: D-REIR

Single 1-1/4 inch Steel Ball Bearing Roller, "B" Tab Style, Adjustable, 1 Pack

Roller Material:	Steel
Housing Width:	N/A
Roller Width:	5/16"
Roller Edge Type:	Concave
Housing Length:	1-1/8"
Housing Height:	1-3/16"
Overall Housing Width:	11/16"



SKU: D-REIA

1-1/2 inch Steel Ball Bearing Tandem Roller Assembly, C-Tab, 1 Pack

Roller Material:	Steel - Ball Bearing
Housing Width:	11/16"
Roller Width:	N/A
Roller Edge Type:	Concave
Housing Length:	3-1/8"
Housing Height:	1-1/16"
Overall Housing Width:	7/8" at Dimples
Housing Style:	C-Tab

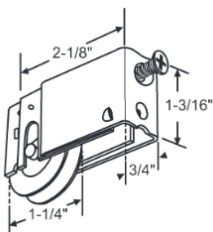


SKU: D-RETE

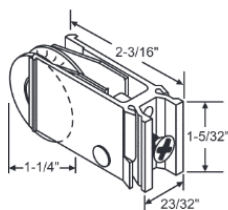
Single 1 inch Steel Ball Bearing Roller, "U" Back Style, Adjustable, 1 Pack

Roller Material:	Steel - Ball Bearing
Housing Width:	9/16"
Roller Width:	5/16"
Roller Edge Type:	Concave
Housing Length:	1-3/4"
Housing Height:	1-1/8"
Overall Housing Width:	19/32" at Dimples


PRECISION BEARING ROLLER ASSEMBLY FOR PATIO SLIDING GLASS DOOR




Part #	Wheel Type
LEE-PEPETNPB	Nylon
LEE-PEPETSPB	Stainless Steel




Part #	Size	Outer Ring
L-RIRSPB	1-1/4"	Stainless Steel
L-RIRNPB	1-1/4"	Nylon



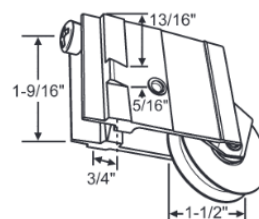
Part #	Size	Outer Ring
L-RIASPB	1-1/2"	Stainless Steel
L-RIANPB	1-1/2"	Nylon




Part #	Size	Outer Ring
L-FIASPB	1-1/2"	Stainless Steel
L-FIANPB	1-1/2"	Nylon




Part #	Size	Outer Ring
L-RFA-P.RISPB	1-1/4"	S. Steel
L-RFASPB	1-1/2"	S. Steel
L-RFNPB	1-1/2"	Nylon




Part #	Size	Outer Ring
L-RFLSPB	1-1/2"	Stainless Steel
L-RFLNPB	1-1/2"	Nylon



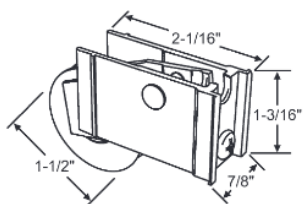
Part #	Size	Outer Ring
L-FETSPB	1-1/2"	Stainless Steel
L-FETNPB	1-1/2"	Nylon



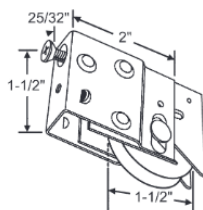
Part #	Size	Outer Ring
L-OTFSPB	1-1/2"	Stainless Steel
L-OTFNPB	1-1/2"	Nylon



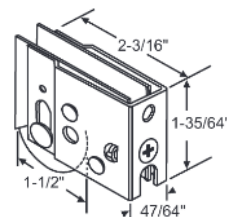
Part #	Size	Outer Ring
L-OLRSPB	1-1/2"	Stainless Steel
Max. Housing Thickness 3/4"		




Part #	Size	Outer Ring
L-OOESPB	1-1/2"	Stainless Steel




Part #	Size	Outer Ring
L-OTTSPB	1-1/2"	Stainless Steel
Max. Dimple Width 29/32"		
Max. Width at Locking Tangs 1"		



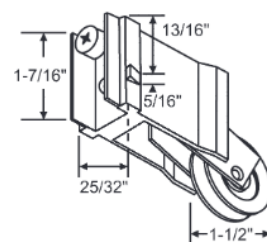
Part #	Size	Outer Ring
L-OOBSPB	1-1/2"	Stainless Steel
Maximum Width at Locking Tangs 7/8"		




Part #	A	Outer Ring
L-FIOSPB	1-1/2"	Stainless Steel
L-FIONPB	1-1/2"	Nylon




Part #	Size	Outer Ring
L-OTFSS-SPB	1-1/2"	Stainless Steel
L-OTFSS-NPB	1-1/2"	Nylon



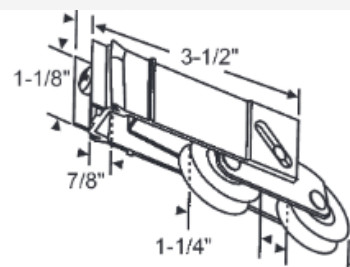
Part #	Size	Outer Ring
L-ROASPB	1-1/2"	Stainless Steel
L-ROANPB	1-1/2"	Nylon



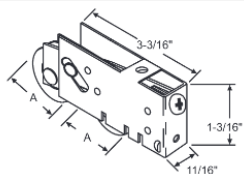
Part #	Size	Outer Ring
L-PRBASPB	1-1/2"	Stainless Steel
L-PRBANPB	1-1/2"	Nylon



Part #	Size	Outer Ring
L-RRIBO-NPB	1-1/2"	Stainless Steel
Maximum Width at Locking Tangs 7/8"		




Part #	Size	Outer Ring
L-OSS-SPB	1-1/4"	Stainless Steel
L-OSS-NPB	1-1/4"	Nylon



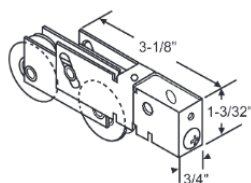
Part #	A	Outer Ring
L-FFO-P.RISPB	1-1/4"	S. Steel
L-FFOSS-P.RISPB*	1-1/4"	S. Steel
L-FFOSPB	1-1/2"	S. Steel
L-FFONPB	1-1/2"	Nylon




Part #	Wheel Type
L-OPRSPB	Stainless Steel
L-ORPNPB	Nylon
Stainless Steel Housing	



Part #	Size	Outer Ring
LEE-RTTLO-SPB	1-1/2"	S. Steel
LEE-RTTLO-NPB	1-1/2"	Nylon



Part #	Size	Wheel Type
L-FEOSPB	1-1/2"	Stainless Steel
L-FEONPB	1-1/2"	Nylon
Maximum Housing Width 3/4"		




Part #	Size	Wheel Type
L-OELSPB	1-1/2"	Stainless Steel
L-OELNPB	1-1/2"	Nylon



Part #	Size	Wheel Type
L-IERSPB	1-21/32"	Stainless Steel
L-IERNPB	1-21/32"	Nylon

STAMPED GLASS DOOR ROLLER ASSEMBLIES

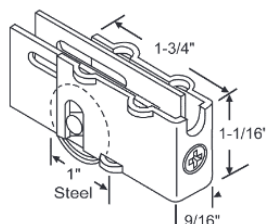
27/32"



Part # **Wheel Type**

L-RLP Concave

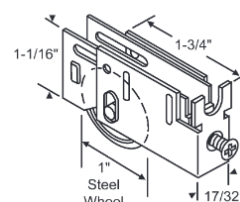
L-RLPF Flat



Part # **Wheel Type**

L-OEI Flat w/Tapered Edges


L-OEISP Concave



Part # **Wheel Type**

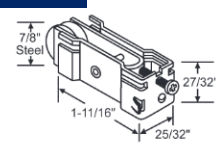
LEE-PEPOB Flat

L-OOO Concave

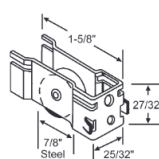


LEE-LFTL

7/8"

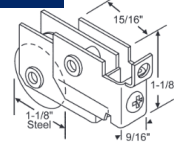


L-RLI
Flat Wheel



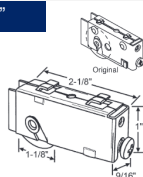
L-RLT
Flat Wheel

1-1/16"




L-OET

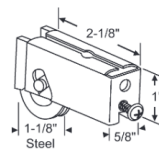
1-1/8"



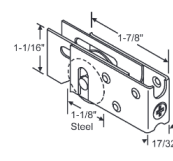
L-RPB
Max. Dimple Width 3/4"



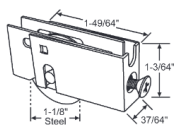
L-RAO
Flat Wheel



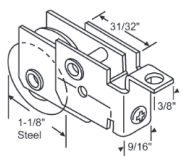
LEE-PTOPB



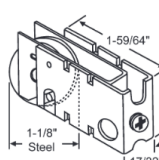
L-ORI
No Longer Available.
Use LEE-PFRLIC



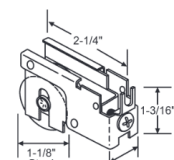
LEE-PFRLIC



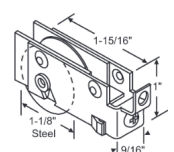
LEE-PTPII



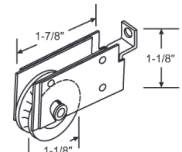
LEE-PTAPP



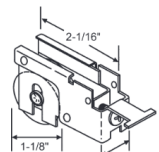
L-RBL




L-ORF
No Longer Available. Use L-RLO



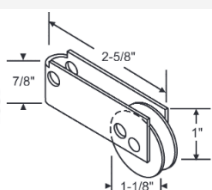
L-RLO



L-RLR



L-RAL
Top Hole



L-RAL-P
Bottom Hole

1-1/4"

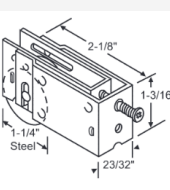


Part # **Wheel Type**


LEE-PEPET Steel

LEE-PEPETN Nylon

LEE-PEPETS Stainless Steel



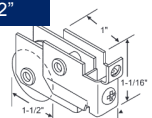
LEE-PIPIO
Dimple Width 3/4"
Tang Width 7/8"



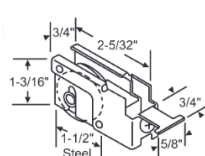
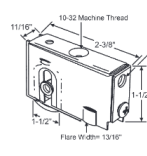
LEE-PEELI
Max. Dimple Width 13/16"

 <table><tr><th>Part #</th><th>Wheel Type</th></tr><tr><td>L-ROE</td><td>Steel</td></tr></table>	Part #	Wheel Type	L-ROE	Steel	 <p>LEE-PBPBA</p>	 <p>L-ROB</p>	 <table><tr><th>Part #</th><th>Wheel Type</th></tr><tr><td>L-RIB</td><td>Steel</td></tr><tr><td>L-RIBN</td><td>Nylon</td></tr></table>	Part #	Wheel Type	L-RIB	Steel	L-RIBN	Nylon								
Part #	Wheel Type																				
L-ROE	Steel																				
Part #	Wheel Type																				
L-RIB	Steel																				
L-RIBN	Nylon																				
 <table><tr><th>Part #</th><th>Wheel Type</th></tr><tr><td>L-RFI</td><td>Steel</td></tr><tr><td>L-RFIN</td><td>Nylon</td></tr><tr><td>L-RFISS</td><td>Stainless Steel</td></tr></table>	Part #	Wheel Type	L-RFI	Steel	L-RFIN	Nylon	L-RFISS	Stainless Steel	 <p>LEE-ATTR Steel. Max. Dimple Width 3/4"</p>	 <p>LEE-POIAL Max. Dimple Width 23/32"</p>	 <p>L-RPI</p>										
Part #	Wheel Type																				
L-RFI	Steel																				
L-RFIN	Nylon																				
L-RFISS	Stainless Steel																				
 <table><tr><th>Part #</th><th>Wheel Type</th></tr><tr><td>L-OOP</td><td>Steel</td></tr><tr><td>L-OOPSS</td><td>Stainless Steel</td></tr></table>	Part #	Wheel Type	L-OOP	Steel	L-OOPSS	Stainless Steel	 <p>L-REL</p>	 <p>L-RELA</p>	 <table><tr><th>Part #</th><th>Wheel Type</th></tr><tr><td>LEE-POPOB</td><td>Steel</td></tr></table>	Part #	Wheel Type	LEE-POPOB	Steel								
Part #	Wheel Type																				
L-OOP	Steel																				
L-OOPSS	Stainless Steel																				
Part #	Wheel Type																				
LEE-POPOB	Steel																				
 <table><tr><th>Part #</th><th>Wheel Type</th></tr><tr><td>L-RTT</td><td>Steel</td></tr><tr><td>L-RTSS</td><td>Stainless Steel</td></tr></table>	Part #	Wheel Type	L-RTT	Steel	L-RTSS	Stainless Steel	 <table><tr><th>Part #</th><th>Wheel Type</th></tr><tr><td>L-REE</td><td>Steel</td></tr><tr><td>L-REEN</td><td>Nylon</td></tr></table>	Part #	Wheel Type	L-REE	Steel	L-REEN	Nylon	 <p>L-RLL</p>	 <p>L-RBT Top Hole</p>						
Part #	Wheel Type																				
L-RTT	Steel																				
L-RTSS	Stainless Steel																				
Part #	Wheel Type																				
L-REE	Steel																				
L-REEN	Nylon																				
 <table><tr><th>Part #</th><th>Wheel Type</th></tr><tr><td>L-RPT</td><td>Steel</td></tr><tr><td>L-RPTP</td><td>Nylon</td></tr></table>	Part #	Wheel Type	L-RPT	Steel	L-RPTP	Nylon	 <p>LEE-POOLL Roller Mark II. Max. Dimple Width 7/8". Steel Ball Bearing Roller</p>	 <table><tr><th>Part #</th><th>Wheel Type</th></tr><tr><td>L-RLF</td><td>Steel</td></tr><tr><td>L-RLFN</td><td>Nylon</td></tr></table>	Part #	Wheel Type	L-RLF	Steel	L-RLFN	Nylon	 <p>LEE-PEELBA</p>						
Part #	Wheel Type																				
L-RPT	Steel																				
L-RPTP	Nylon																				
Part #	Wheel Type																				
L-RLF	Steel																				
L-RLFN	Nylon																				
 <table><tr><th>Part #</th><th>Wheel Type</th></tr><tr><td>L-RTRM</td><td>Steel</td></tr><tr><td>L-RTR</td><td>Nylon</td></tr></table>	Part #	Wheel Type	L-RTRM	Steel	L-RTR	Nylon	 <table><tr><th>Part #</th><th>Wheel Type</th></tr><tr><td>L-RTOM</td><td>Steel</td></tr><tr><td>L-RTO</td><td>Nylon</td></tr></table>	Part #	Wheel Type	L-RTOM	Steel	L-RTO	Nylon	 <p>LEE-LFLB</p>	 <table><tr><th>Part #</th><th>Wheel Type</th></tr><tr><td>LEE-PBTFL</td><td>Steel</td></tr><tr><td>LEE-PBTFLN</td><td>Nylon</td></tr></table> <p>Steel Body. 7/8" Tab Width</p>	Part #	Wheel Type	LEE-PBTFL	Steel	LEE-PBTFLN	Nylon
Part #	Wheel Type																				
L-RTRM	Steel																				
L-RTR	Nylon																				
Part #	Wheel Type																				
L-RTOM	Steel																				
L-RTO	Nylon																				
Part #	Wheel Type																				
LEE-PBTFL	Steel																				
LEE-PBTFLN	Nylon																				
 <p>L-RPID</p>	 <p>L-OPBA</p>	 <p>L-RPL</p>	 <table><tr><th>Part #</th><th>A</th></tr><tr><td>LEE-PBAAE</td><td>1-1/4"</td></tr><tr><td>LEE-PBAAE-P.I</td><td>1-1/2"</td></tr></table>	Part #	A	LEE-PBAAE	1-1/4"	LEE-PBAAE-P.I	1-1/2"												
Part #	A																				
LEE-PBAAE	1-1/4"																				
LEE-PBAAE-P.I	1-1/2"																				


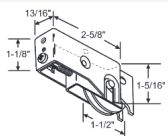
1-1/2"


Part # Wheel Type


L-RPAM	Steel
L-RPAP	Nylon


L-RRRI

Part # Wheel Type

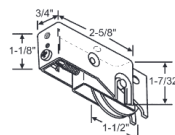
L-OIE	Steel
-------	-------


L-OFF

Part # Wheel Type

L-RTM	Steel
L-RTE	Nylon


Part # Wheel Type

L-RTP	Steel
L-RTPN	Nylon
L-RTPSS	Stainless Steel

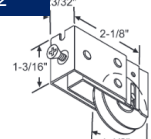

L-OPB

Part # Wheel Type

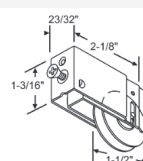

L-OLR	Steel
L-OLRSS	Stainless Steel


L-RIE


1-1/2"


Part # Wheel Type


LEE-PEPPT	Steel
LEE-PEPPTSS	S. Steel


LEE-PEPEA

Part # Wheel Type

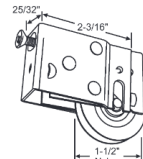
LEE-PPRBA	Steel
LEE-PPRBAN	Nylon
LEE-PPRBASS	S. Steel


Part # Wheel Type


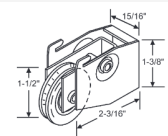
L-OBN	Nylon
L-OOB	Steel
L-OOBSS	Stainless Steel


Part # Wheel Type

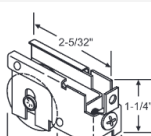
L-OTT	Steel
L-OTTN	Nylon
L-OTTSS	Stainless Steel


Part # Wheel Type

L-ORA	Nylon
L-ORAS	Steel

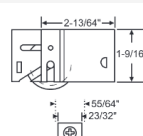
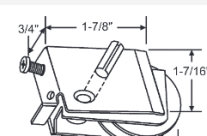

L-ROI

Part # Wheel Type

L-RRE	Nylon
L-RRL	Steel



Part # Wheel Type

L-REP	Steel
-------	-------


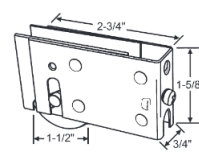
Dimple Width 25/32"


Steel Outer & Inner Housing with
1-1/2" Steel Wheel

Part # Wheel Type

L-RII	Nylon
L-RIIM	Steel

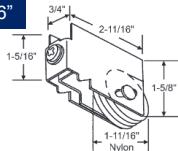
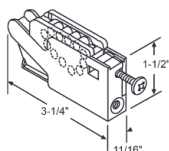
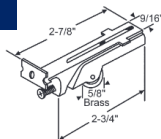

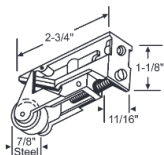

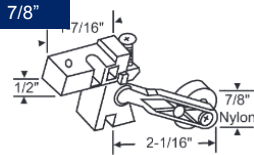
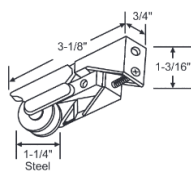



Part # Wheel Type

L-ROO	Steel
L-ROON	Nylon

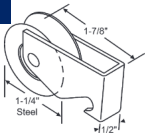

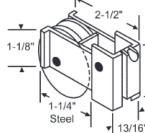


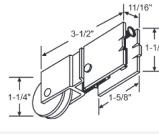


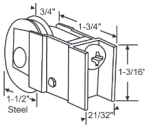
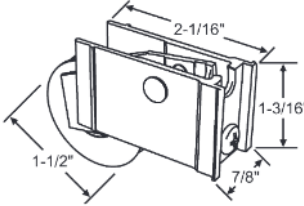
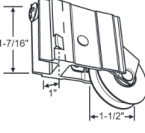


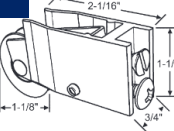

L-RPP

L-OAA

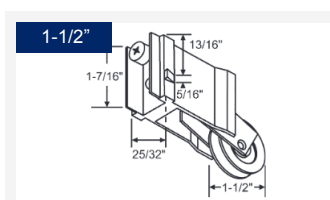
Dimple Width 7

DIE CAST ROLLER ASSEMBLIES


<div><div>1-11/16"</div></div> <div>L-REAN Wheel Width 3/8"</div>	<div></div> <div>L-OOI Nylon Caterpillar Rollers</div>	<div><div>5/8"</div></div> <div>L-RERM Brass Flat Roller</div>	<div><div>7/8"</div></div> <div>L-RAA</div>												
<div></div> <div>L-OEO Flat Roller</div>	<div></div> <div>L-RAT</div>	<div><div>7/8"</div></div> <div><table><tr><th>Part #</th><th>Hand</th></tr><tr><td>L-RFPRH</td><td>Shown</td></tr><tr><td>L-RFPLH</td><td>Opposite</td></tr></table></div>	Part #	Hand	L-RFPRH	Shown	L-RFPLH	Opposite	<div></div> <div><table><tr><th>Part #</th><th>Wheel Type</th></tr><tr><td>L-RFB</td><td>Steel</td></tr><tr><td>L-RFBSS</td><td>Stainless Steel</td></tr></table></div>	Part #	Wheel Type	L-RFB	Steel	L-RFBSS	Stainless Steel
Part #	Hand														
L-RFPRH	Shown														
L-RFPLH	Opposite														
Part #	Wheel Type														
L-RFB	Steel														
L-RFBSS	Stainless Steel														
<div><div>1-1/4"</div></div> <div>L-RPF</div>	<div></div> <div>L-RAI</div>														

EXTRUDED GLASS DOOR ROLLER ASSEMBLIES


<div>1-1/4"</div>  <div>LEE-PPTTO</div>	 <div>L-ROP</div>	 <div>L-ROT</div>	 <div>L-RFA-P-RIS</div>																
 <div>Part #Wheel Type</div> <table><tr><td>L-OAP</td><td>Steel</td></tr><tr><td>L-OAPN</td><td>Nylon</td></tr><tr><td>L-OAPSS</td><td>Stainless Steel</td></tr></table>	L-OAP	Steel	L-OAPN	Nylon	L-OAPSS	Stainless Steel	 <div>Part #Wheel Type</div> <table><tr><td>L-REI</td><td>Steel</td></tr><tr><td>L-REI</td><td>Nylon</td></tr></table>	L-REI	Steel	L-REI	Nylon	 <div>Part #Wheel Type</div> <table><tr><td>L-RIR</td><td>Steel</td></tr><tr><td>L-RIRN</td><td>Nylon</td></tr><tr><td>L-RIRSS</td><td>Stainless Steel</td></tr></table>	L-RIR	Steel	L-RIRN	Nylon	L-RIRSS	Stainless Steel	<div>1-5/16"</div>  <div>LEE-LIBR</div>
L-OAP	Steel																		
L-OAPN	Nylon																		
L-OAPSS	Stainless Steel																		
L-REI	Steel																		
L-REI	Nylon																		
L-RIR	Steel																		
L-RIRN	Nylon																		
L-RIRSS	Stainless Steel																		
 <div>L-OTP</div>	 <div>Part #Wheel Type</div> <table><tr><td>L-OOE</td><td>Steel</td></tr><tr><td>L-OOEN</td><td>Nylon</td></tr><tr><td>L-OOESS</td><td>Stainless Steel</td></tr></table>	L-OOE	Steel	L-OOEN	Nylon	L-OOESS	Stainless Steel	 <div>9-336 1-1/2" Steel Wheel</div>	<div>1-1/2"</div>  <div>Part #Wheel Type</div> <table><tr><td>L-FET</td><td>Steel</td></tr><tr><td>L-FETN</td><td>Nylon</td></tr><tr><td>L-FETSS</td><td>Stainless Steel</td></tr></table>	L-FET	Steel	L-FETN	Nylon	L-FETSS	Stainless Steel				
L-OOE	Steel																		
L-OOEN	Nylon																		
L-OOESS	Stainless Steel																		
L-FET	Steel																		
L-FETN	Nylon																		
L-FETSS	Stainless Steel																		
<div>1-1/2"</div>  <div>L-RTB</div>		<div>1-1/8"</div>  <div>LEE-PPTTOA with Corner Housing and Screw</div>																	




Part #	Wheel Type
L-ROA	Steel
L-ROAS	Steel



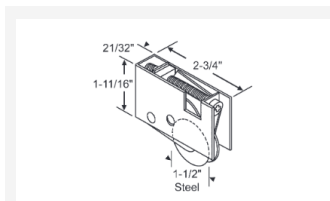
Part #	Wheel Type
L-RIA	Steel
L-RIAN	Nylon
L-RIASS	Stainless Steel



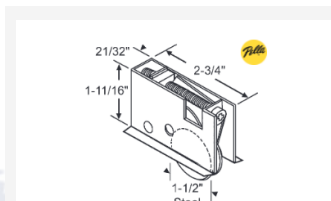
Part #	Wheel Type
L-RFL	Steel
L-RFLSS	Stainless Steel



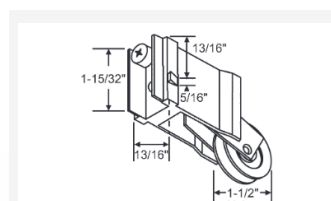
Part #	Wheel Type
L-RFA	Steel
L-RFAN	Nylon
L-RFASS	Stainless Steel



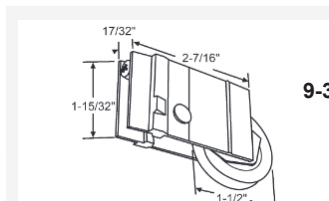
LEE-RREAR-OS
Old Style, Pre 1992. Fits Pella



LEE-RREAR-OS
Old Style, Pre 1992. Fits Pella



L-RFE

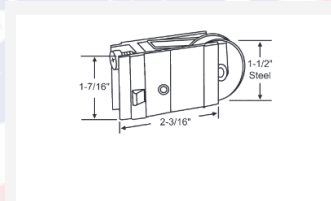


Part #	Wheel Type
L-OTF	Steel
L-OTFS	Nylon
L-OTFSS	Stainless Steel


Max. Width at Locking Tangs 31/32"



Part #	Hand
L-FIO	Steel
L-FIOSS	Stainless Steel



L-OAE

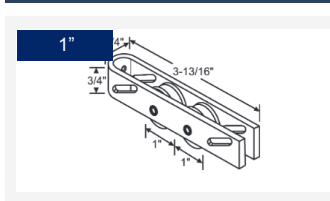


Part #	Hand
L-FIA	Steel
L-FIAN	Nylon

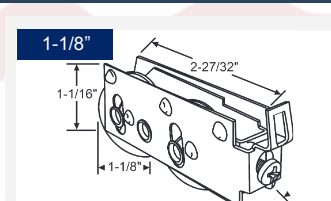


LEE-RRIBO

TANDEM ROLLERS



Part #	Wheel Type
L-RTA	Nylon
L-RTAS	Steel



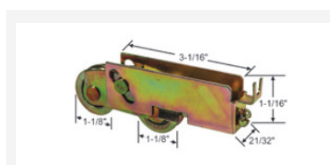
LEE-LLAB
Steel Wheel. Dimple Width 3/4"



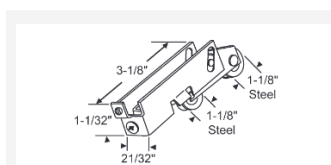
LEE-PLOBOS-P 1/8
Stainless Steel 1-1/8" Wheels



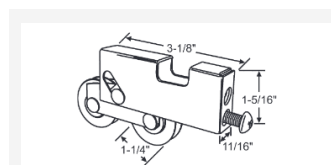
Part #	Wheel Type	A
L-FEIA	Steel	1-1/8"
L-FEISS	Stainless Steel (Housing, Wheels & Screw)	1-1/8"
L-FEI	Steel	1"




LEE-PRIAL
Maximum Width at Tangs is .795



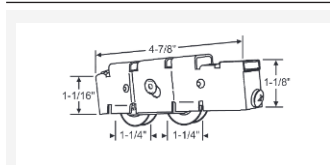
LEE-REBLA
D=1-1/8" Steel Rollers
Max Width at Tangs .810



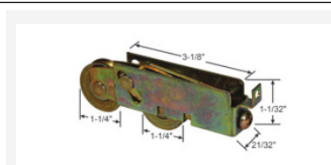
Part #	Wheel Type
L-FPA	Nylon



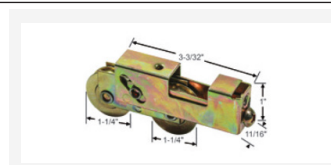
Part #	Wheel Type
LEE-PLOBO	Steel
LEE-PLOBON	Nylon
LEE-PLOBOSS	Stainless Steel



L-FFL
9-449 Steel Housing with
Nylon Ball Bearing Wheel




LEE-REALL
D=1-1/4" Steel Rollers
Max Width at Tangs .710



L-OTRX
Without White Nylon Spacer




Part #	A	Wheel Type
LEE-PLIOT	1-1/4"	Steel
LEE-PLIOTA	1-1/8"	Steel
LEE-PLIOTSS	1-1/4"	S. Steel




Part #	Wheel Type
LEE-PLOBO	Steel
LEE-PLOBON	Nylon

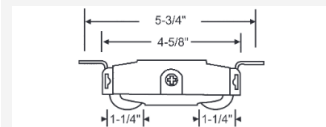
Max. Housing Width at Locking Tangs = 7/8". Inner Housing Stainless Steel



Part #	Wheel Type
L-ROL	Steel
L-OPL	Stainless Steel (Housing and Wheels)
L-OPA	"Flat" Nylon Rollers



Part #	Wheel Type
L-ROLT	Steel
L-OPET	Nylon
L-OPRT	Stainless Steel

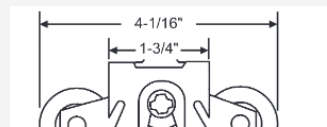


Part #	Wheel Type	Housing Type
L-OPOT	Steel	Steel
L-OPTT	S. Steel	Steel
L-OPT	S. Steel	S. Steel
L-OFTT	Nylon	Steel

Stainless Steel Housing



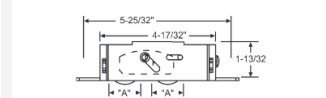
AIE-PRAOEF
No Longer Available.
Use: L-ROLT



AIE-PLLAETP



L-OTA
Maximum housing width at flares
1-3/16"

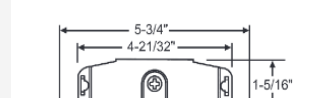


Part #	Wheel Type	Housing Type
L-OPOT	Steel	Steel
L-OPTT	S. Steel	Steel
L-OPT	S. Steel	S. Steel
L-OFTT	Nylon	Steel

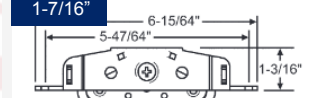
Stainless Steel Housing



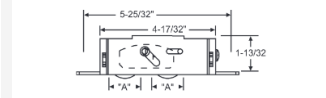
Part #	Wheel Type	A
L-OLAN	Nylon	1-1/4"
L-OLA	Steel	1-1/4"
L-OLASS	S. Steel	1-1/4"
L-FFP	Steel	1-1/2"



L-OII



L-RFASS
Stainless Steel Housing with (2)
1-7/16" Stainless Steel Wheels

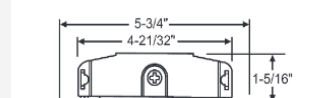


Part #	Wheel Type	Housing Type
L-OPOT	Steel	Steel
L-OPTT	S. Steel	Steel
L-OPT	S. Steel	S. Steel
L-OFTT	Nylon	Steel

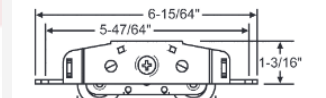
Stainless Steel Housing



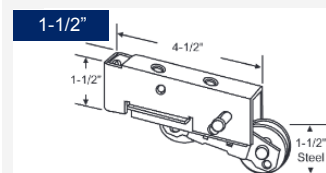
Part #	Wheel Type	A
L-OLAN	Nylon	1-1/4"
L-OLA	Steel	1-1/4"
L-OLASS	S. Steel	1-1/4"
L-FFP	Steel	1-1/2"



L-OII



L-RFASS
Stainless Steel Housing with (2)
1-7/16" Stainless Steel Wheels



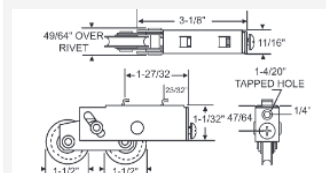
LEE-REIFI
1-1/2" Metal Wheel



Part #	Wheel Type
L-FFO	Steel
L-FFOSS	Stainless Steel




Part #	Wheel Type
LEE-RROIB	Steel
LEE-RROIBSS	Stainless Steel




Part #	Wheel Type
LEE-RROIA	Steel

Hook Mounting



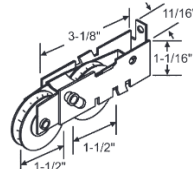
Part #	Wheel Type
LEE-RTTLO	Steel
LEE-RTTLO-N	Nylon
LEE-RTTLOSS	Stainless Steel

1-1/2"

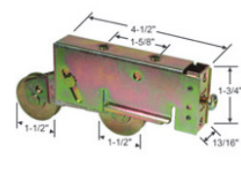


Part #	Wheel Type
L-OEL	Steel
L-OELSS	Stainless Steel

1-1/2" Wheel




Part #	Wheel Type
L-ROF	Steel



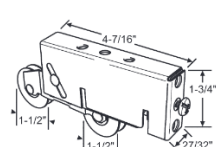
Part #	Wheel Type
L-RBE	Steel
L-RBESS	Stainless Steel

Max. Housing Width 1-7/32"

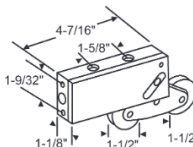


Part #	Wheel Type
L-RBED	Steel

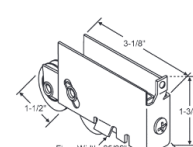
Max. Housing Width 1-7/32"
Domestic Version



L-FAOSS
Stainless Steel Wheels



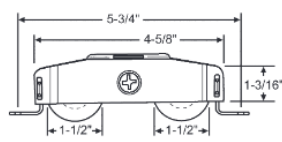
LEE-PRPLB



L-IEASS
Stainless Steel




L-RBEMT-SS
Stainless Steel



Part #	Wheel Type
L-FFB	Steel
L-FFBSS	Stainless Steel

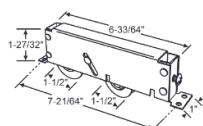


Part #	Wheel Type
L-FIT	Black nylon
L-FITNB	Nylon Ball Bearing

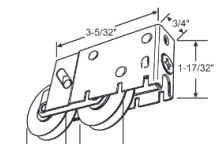


Part #	Wheel Type	A
L-FEOA	Steel	1-1/8"
L-FEOB	Steel	1-1/4"
L-FEO	Steel	1-1/2"
L-FEOBN	SteelNylon	1-1/4"
L-FEOA-SS	S. Steel	1-1/8"
L-FEOB-SS	S. Steel	1-1/4"
L-FEOSS	S. Steel	1-1/2"

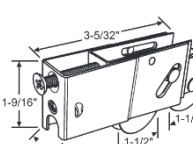
Maximum Housing Width 3/4"



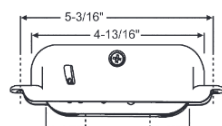
L-FAFSS
Stainless Steel



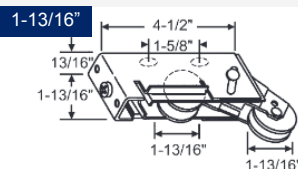
Part #	Wheel Type
L-OAI	Steel
L-OAISS	Stainless Steel



Part #	Wheel Type
L-FIF	Steel
L-FIFSS	Stainless Steel

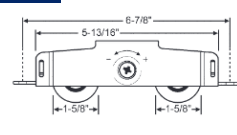


Part #	Wheel Type
L-FOR	Composite
L-FORSS	Stainless Steel



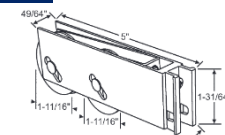
Part #	Wheel Type
L-FPR	Steel
L-FPRSS	Stainless Steel

1-5/8"



PDRROB-DD
Stainless Steel Housing w/ 1-5/8"
Precision Bearing Nylon Wheels

1-11/16"



L-RIFT
1-11/16" Nylon Wheels Aluminum
Housing w/Stainless Steel Inner



L-OAB

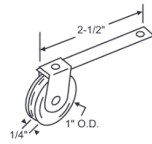
1-11/16" Nylon Wheels w/ Stainless
Steel Ball Bearings. 1" Width Alumi-
num Outer Housing Stainless Steel
Inner Housing

SCREEN DOOR ROLLER ASSEMBLIES




Part # Wheel Type

PE-OIT	Nylon
PE-OLR	Steel

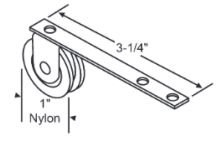


PE-FOT
Nylon Wheel



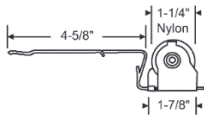
Part # Wheel Type

PE-FEA	Nylon
PE-FEAM	Steel




Part # Wheel Type

PE-ORO	Nylon
PE-OROM	Steel



AIE-PLLAETO
Upper



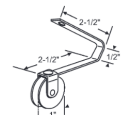
Part # Wheel Type

PE-OPR	Nylon
PE-OAR	Steel



Part # Wheel Type

PE-OLT	Nylon
PE-OLTM	Steel

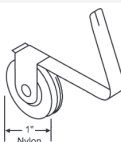


PE-OBBS
Nylon

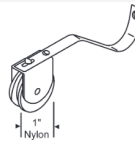


Part # Wheel Type

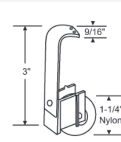
PE-OIL	Nylon
PE-OILM	Steel



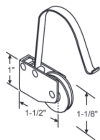
PE-OBE



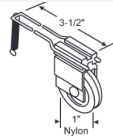
PE-OFB



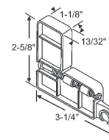
PE-OIO



PE-FPF
1-1/8" Dia. Steel Ball Bearing Wheel.
Used with Corner PT-OEP



PE-OPI



PT-OEP



Part # A Wheel Type

PE-OIB	7/8"	Nylon
PE-OAP	1"	Steel




Part # A B

PE-OPF	17/64"	2-1/2"
PE-OPFR	15/64"	2-5/16"

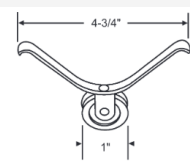


Part # Wheel Type

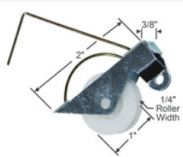
PE-OET	Nylon
PE-OETM	Steel



PE-OEE




PE-OLP




Part # Wheel Type

PE-OFB	Nylon
PE-OFBM	Steel




Part # Wheel Type Wheel Width

PE-OTE	Nylon	1/4"
PE-OTEM	Steel	3/16"



PE-OTB



Part # Wheel Type

PE-OFO	Nylon
PE-OFOM	Steel

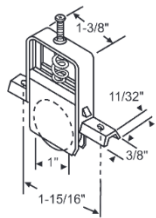
Mounting Holes 1-11/16"



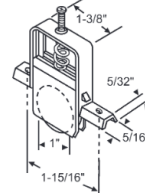
Part # **Wheel Type**

PE-FEO Nylon

PE-FEOM Steel



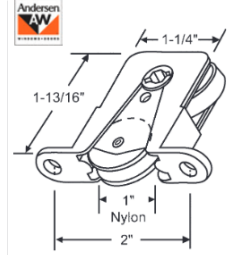
PE-FEF
Nylon



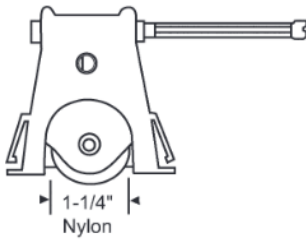
Part # **Wheel Type**

PE-FET Nylon

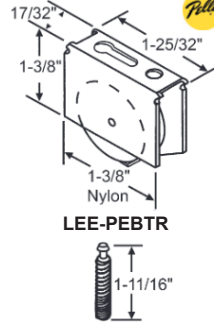
PE-FETM Steel




AIE-PRAFPEF



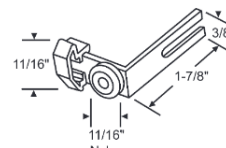
AIE-PLLAOPE
Lower



Nylon Screw Sold Separately.
SKU# LEE-PEBTRS



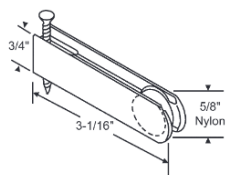
PE-OTL




PE-OBAB



PE-ORT



PE-FEP




Part # **Wheel Type**

LEE-PRBALLH LH (Shown)

LEE-PRBALRH RH

Adjustable Roller

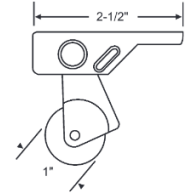


Part # **Wheel Type**

PE-FPE Steel

PE-FPEP Nylon

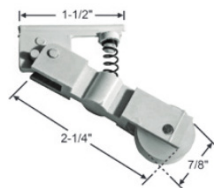
PE-FPESS Stainless Steel




Part # **Wheel Type**

LEE-REEAR Nylon

LEE-REEARS Steel



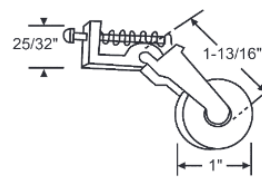
PE-OER



Part # **Wheel Type**

PE-OTA Nylon

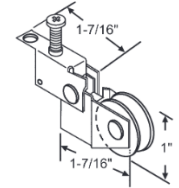
PE-OTAM Steel



Part # **Wheel Type**

LEE-LAEI SteelNylon

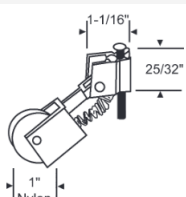
LEE-LAEISS Stainless Steel



Part # **Wheel Type**

LEE-PLRPT Nylon

LEE-PLRPTM Steel



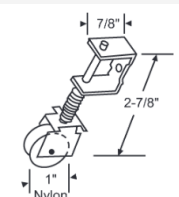
PE-OPO



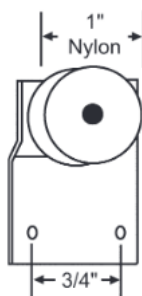
PE-OLF



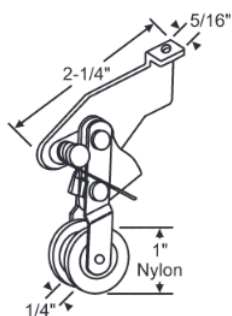
PE-OLFM



PE-OIPCROSSLY



LEE-PFATT
Top Hung. Use with PE-OLI

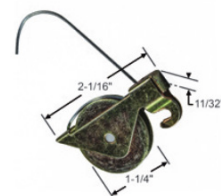


PE-OLI
Use with LEE-PFATT



LEE-PATPF
Adjustment Sleeve for PE-OLI

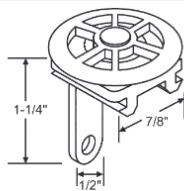
LEE-PATPI
Adjustment Screw for PE-OLI



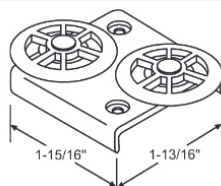
Part #	Wheel Type
PE-FTLM	Steel
PE-FTL	Nylon
PE-FTLSS	Stainless Steel



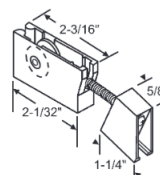
Part #	Wheel Type
PE-FIA	Nylon
PE-FIASS	Stainless Steel



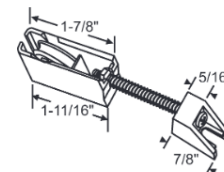
LEE-LOTBI



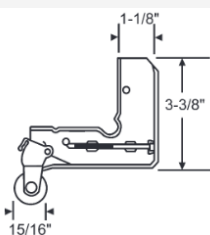
LEE-PFRRT



PE-FPA
Old Style



PE-FPANS



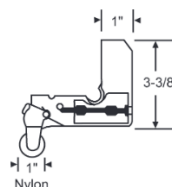
Part #	Wheel Type
PE-OAO	Nylon
PE-OAOM	Steel

Maximum Corner Thickness 7/16"



Part #	Wheel Type
PE-OLBA	Nylon
PE-OLBS	Steel

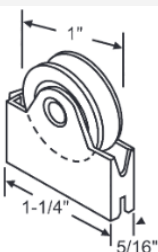
For 7/16" Aluminum Doors



PE-OLL
Maximum Corner Thickness 13/32"



PE-OLBNS
Fits Both Steel and Aluminum

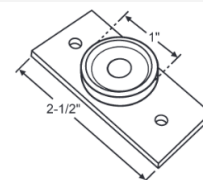


Part #	Wheel Type
PE-FEB	Nylon
PE-FEBM	Steel

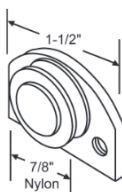
Part of PE-FERLH/RH



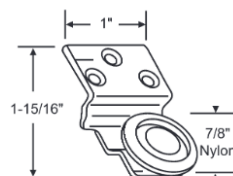
PE-OII
Maximum Corner Thickness 13/32"



PE-FTE
Top Roller. 1" Nylon Wheel



PE-OEP



PE-OFF

Brand Names

Probably one of the best know are Patio Doors By Guardian .. yet Guardian did not make any patio doors. These are most commonly mis-named because of the many years GUARDIAN TEMPERED GLASS has been used more than any supplier. These brands of doors, many no longer in business used Guardian Tempered Glass in their sliding glass patio doors: Nu-Air, Miller, PanAm, AAA, Lawson, Wallace, Acadia, Acme, Acorn, Acro, AFG, Airmaster, Alcoa, Alenco, Alhom, Alpine, AlSCO, Alside, Aluma, Alumax, Alwinseal, Amacor, Amarr, America, American, Amerimax, Amsco, Anaconda, Andersen, Anderson, WeatherTite, Yale, OGRON, CROFT, Security, Binnings, Harcar, Keller, Wallace, Kinco, Traco, Acorn, Sugar Creek, Capital, CAPITOL, Jones, Daryl, Air Control, Anlin, Arcadia, Aristokraft, Armaclad, Atis, Atrium, Austin, Avanti, AWP, Baldwin, Barber, Bayform, Barber and Ross, Beach, Bellhouse, Benchmark, Better-Bilt, Bf, Biltbest, Builtbest, Best-Bilt, Binnings, Binswanger, Bishop, Bowden, Bristol, Burcon, Capitol, Caradco, Carlite, Cascade, Castle-gate, Certainteed, CGI, Champion, Chelsea, Columbia, Comfort, Comfort-View, Corning, Cox, Craft, Craftline, Craftsman, Crestline, CRL, Croft, Crossly, Custom, Daryl, Davis, Dayton, Deceuninck, Design, Detroit-Devac, Dorchester, Dura-Built, EZ-Roll, Eagle, East, Ecker, Efco, EntryGard, Excalibur, Fiberglass, Fiberlux, Firstsource, Floataway, Florida, Focus, Formosa, Fortune, G-U, Gallatin, Gapco, Gem, General, Georgia, Gerkin, Geze, Gilkey, Glass, Graham, Guardian, Harvey, Hayfield, Heartland, Hehr, Hess, Howard, Hurd, Imperial, Infinity, Inline, Innovation, Integrity, International, Interstate, Intus, Jeld-Wen, Johnson, Jones, Jordan, Kasson, Kawneer, Keller, Kensington, Kinco, King, Kinro, Kohler, Kolbe and Kolbe, Krestmark, Larson, Last, Laurence, Laurie, Lawson, Lealco, Lee, Lincoln, Look, Louisiana Pacific, Loxscreen, Lupton, Lux, Malta, Mannix, Marvin, Masco, Masonite, Master, Mastic, Mathews, Menke, Mercury, Merzon, Metal Mfg., Midway, Mikron, Milco, Milestone, Milgard, Miller, Millwork, Modern, Moen, National, Norandex, Norco, North, Northeast, Northern, Novatech, Okna, Oldach, Oldak, Optimum, Owens, Pacific, Palm, Pan, Paramount, Patriot, Peachtree, Peco, Peerless, Pella, Pennco, Peter, PGT, Philips, Pilkington, Plastics, Plygem, Point, Polaris, Portalume, Pozzi, PPG, Precision, Provia, Quaker, Rehau, Reilly, Reliant, Remington, Repco, Republic, Resort, Reynolds, Rich, Rivco, Rivers, Riverview, Rivertown, Robert, Rollyson, Ross, Royal, Rusco, Sealmaster, Seasonall, Four Seasons, Seasonsheid, Seaway, Semling, Sierra, Silverline, Simonton, Slimfold, Slocomb, SNE, Softlite, Solar, Solaris, Stanley, Stanly, Starline, Statewide, Steelcraft, Stephen, Steves, Storm, Sugarcreek, Sun, Sunrise, Suntex, Super, Superior, Survivor, SWS, Taylor, Tech, Technologies, Textilene, Thermal, Thermalgard, Thompson, Traco, Traco-Three Rivers, Tru-Tech, Truth, Unique, United, Vampco, Veka, Velux, Vinylene, Vinylmax, Vista, Viwinco, Viwintech, Vytex, Wallside, Wausau, Weather, Weather-Shield, Weather-Craft, Wen, Wenco, West, Western, Widing, Wincore, WinDoor, WinDor, Windorloc, Windowerks, Windsor, Wood, Woodgrain, Young.